




# ROCHESTER

*Minnesota*



**Received**

**FEB 18 2020**

**Commissioner's Office**

February 10, 2020

The Honorable Dan Hall  
Chair, Local Government Committee  
Minnesota State Senate  
3111 Minnesota Senate Building  
95 University Ave W  
St. Paul, MN 55155

The Honorable Mike Freiberg  
Chair, Government Operations Committee  
Minnesota House of Representatives  
509 State Office Building  
100 Rev. Dr. Martin Luther King Jr. Blvd.  
St. Paul, MN 55155-1206

The Honorable Patricia Torres Ray  
Local Government Committee  
Minnesota State Senate  
2225 Minnesota Senate Building  
95 University Ave W  
St. Paul, MN 55155

Ranking Minority Member  
Government Operations Committee  
Minnesota House of Representatives  
\_\_\_ State Office Building  
100 Rev. Dr. Martin Luther King Jr. Blvd.  
St. Paul, MN 55155-1206

The Honorable Eric Pratt  
Chair, Jobs and Economic Growth Finance  
and Policy Committee  
Minnesota State Senate  
3219 Minnesota Senate Building  
95 University Ave W  
St. Paul, MN 55155

The Honorable Tim Mahoney  
Chair, Jobs and Economic Development  
Finance Division  
Minnesota House of Representatives  
365 State Office Building  
100 Rev. Dr. Martin Luther King Jr. Blvd.  
St. Paul, MN 55155-1206

The Honorable Bobby Joe Champion  
Jobs and Economic Growth Finance and  
Policy Committee  
Minnesota State Senate  
2303 Minnesota Senate Building  
95 University Ave W  
St. Paul, MN 55155

The Honorable Bob Gunther  
Jobs and Economic Development Finance  
Division  
Minnesota House of Representatives  
277 State Office Building  
100 Rev. Dr. Martin Luther King Jr. Blvd.  
St. Paul, MN 55155-1206

The Honorable Julie Rosen  
Chair, Finance Committee  
Minnesota State Senate  
2113 Minnesota Senate Building  
95 University Ave W  
St. Paul, MN 55155

The Honorable Lyndon Carlson Sr.  
Chair, Ways and Means Committee  
Minnesota House of Representatives  
479 State Office Building  
100 Rev. Dr. Martin Luther King Jr. Blvd.  
St. Paul, MN 55155-1206

The Honorable Richard Cohen  
Finance Committee  
Minnesota State Senate  
2301 Minnesota Senate Building  
95 University Ave W  
St. Paul, MN 55155

The Honorable Pat Garofalo  
Ways and Means Committee  
Minnesota House of Representatives  
295 State Office Building  
100 Rev. Dr. Martin Luther King Jr. Blvd.  
St. Paul, MN 55155-1206

The Honorable Roger Chamberlain  
Chair, Taxes Committee  
Minnesota State Senate  
3225 Minnesota Senate Building  
95 University Ave W  
St. Paul, MN 55155

The Honorable Paul Marquart  
Chair, Taxes Committee  
Minnesota House of Representatives  
597 State Office Building  
100 Rev. Dr. Martin Luther King Jr. Blvd.  
St. Paul, MN 55155-1206

The Honorable Ann Rest  
Taxes Committee  
Minnesota State Senate  
2217 Minnesota Senate Building  
95 University Ave W  
St. Paul, MN 55155

The Honorable Greg Davids  
Taxes Committee  
Minnesota House of Representatives  
283 State Office Building  
100 Rev. Dr. Martin Luther King Jr. Blvd.  
St. Paul, MN 55155-1206

Commissioner Steve Grove  
Minnesota Department of Employment and  
Economic Development  
1<sup>st</sup> National Bank Building  
332 Minnesota Street, Suite E200  
St. Paul, MN 55101-1351

The Honorable Matt Flynn  
Chair, Olmsted County  
Board of Commissioners  
151 4th St SE  
Rochester, MN 55904

Commissioner Cynthia Bauerly  
Minnesota Department of Revenue  
600 North Robert Street  
St. Paul, MN 55101

Re: Destination Medical Center  
February 15, 2020 Report

Dear Senators, Representatives, Commissioners and Chairs:

On behalf of the Destination Medical Center Corporation (the "DMCC") and the City of Rochester (the "City"), we are pleased to submit this report on the progress of the Destination Medical Center initiative, in accordance with Minnesota Statutes, Sections 469.40 – 469.47 (the "Act").

The year ending on December 31, 2019, was a transformative year for the Destination Medical Center ("DMC") initiative. Together, with our partners, we certified over \$262 million in 2018 private investments, marked the completion of seven new major private and public infrastructure projects, determined our approach to transit and transportation, confirmed our

commitment to affordable housing, and adopted a budget for 2020 that reflects our strategic priorities, which include: transportation, common ground, housing, workforce, transformative projects and sustainability.

Specifically, in 2019, we certified a total of \$262,001,626.37, for the year ending December 31, 2018, which includes \$126,492,416.01 in Mayo Clinic investments and \$135,509,210.36 in other private investments. This annual private investment total is nearly double the 2018 private investment amount, and set single-year records for both Mayo Clinic and non-Mayo-Clinic private investment in the DMC initiative. The cumulative total of Mayo Clinic and other private investments, since 2013, is \$690,664,413.37, a figure that is within one percent of the DMC development plan investment forecast. The City of Rochester has contributed \$46,235,161.24 in certified expenditures from July 1, 2013, through December 31, 2018.

There are currently more than 25 projects either proposed, under construction, or completed, the majority of which are private investments with no DMC-provided public assistance. Approved DMC projects have created construction jobs that generate median wages of more than \$39 per hour, plus benefits. This extraordinary combination of private investment, Mayo Clinic expenditures, City and Olmsted County (the "County") contributions and state funding is making Destination Medical Center a reality.

In 2019, in addition to major strides in planning and development, much focus was given to DMCC Phase 1 priorities:

Discovery Square: Discovery Square is a sixteen square block area in the Development District and is a keystone to the DMC economic development strategy. As a live, work, and play environment, it represents the future of biomedical research, education, and technology innovation.

One Discovery Square, an 89,000 square foot building designed to support the acceleration and translation of the most promising health-related therapies and technology, is a key component to the continued development of the Discovery Square subdistrict innovation ecosystem. It was completed and opened in 2019. Current or future tenants include the University of Minnesota Rochester, Motion Medical (a joint Mayo Clinic-Boston Scientific business accelerator), Royal Philips, Mayo Clinic, Epic Systems, and Rion.

Heart of the City: Heart of the City creates a true center of the City, where Mayo Clinic, commercial, hospitality, retail, and residential meet. Heart of the City extends and enhances Peace Plaza to create active experiences and gateways to the other DMC subdistricts, and is also home to the historic Chateau Theatre, a DMC project which was renovated and re-opened in November, 2019. A schematic design and design development for the Heart of the City subdistrict is complete and construction will begin in spring 2020.

Transportation: A forward-thinking transportation plan is integral to DMC's success, and great momentum occurred in 2019. Previously, the City authorized integrated transit studies, which examined four areas in depth: downtown transit circulator, street and use operations, parking and travel demand management, and a city loop. The final report was adopted in 2018 and provided the basis for development of a transportation strategy and

implementation plan that supports economic development and the realization of the DMC vision. In 2019, the focus was on the selection of the locally preferred alternative for route and mode of the transit line, with an additional emphasis on creating transit villages. The City, County, the DMCC and the Destination Medical Center Corporation Economic Development Agency (the "EDA") are collaborating to pursue federal matching funds for this critical transportation infrastructure. Additionally, the City has established bike- and car-sharing programs, piloted scooter-sharing, and marketed the services offered by the "Arrive Rochester" transportation management association,

This report will provide a brief background of Destination Medical Center and then provide the responses required by the Act.

I. Destination Medical Center: Background.

A. Private Investment Leads the Public Investment.

The Act required that private investment lead the way for this private-public model of partnership: over \$200,000,000 in Mayo Clinic and other private investment had to occur before any state funding would begin to flow. That threshold was met, and exceeded, in 2017.

B. Development Plan.

One of the primary goals of the Act was the adoption of a Development Plan. In September 2013, the DMCC established specific goals and objectives for the Development Plan: to create a comprehensive strategic plan, and over the life of the project, to stimulate over \$5 billion in private investment that will be supported by \$585 million in public funds, create 35,000-45,000 new jobs, generate \$7.5 billion to \$8.5 billion in net new tax revenue, and achieve the highest quality patient, visitor and resident experience.

The Development Plan is the strategic framework for the Destination Medical Center initiative, establishing a comprehensive business and economic development strategy. It addresses several items, including land use, transportation and infrastructure planning, market research, funding priorities, business and economic development and market strategies.

Upon making the findings set forth in the Act, including finding that the City had approved the Development Plan, the DMCC adopted the Development Plan on April 23, 2015. The Development Plan is posted on the DMCC website: [www.dmc.mn](http://www.dmc.mn).

C. Mission Statement.

The DMCC's mission statement provides a framework to guide its work:

With Mayo Clinic at its heart, the Destination Medical Center (DMC) Initiative is the catalyst to position Rochester, Minnesota, as the world's premier destination for health and wellness; attracting people, investment, and jobs to America's City for Health and supporting the economic growth of Minnesota, its bioscience sector, and beyond.

D. Website.

The DMCC's website is: [www.dmc.mn](http://www.dmc.mn). The website contains the regular meeting schedule, meeting agendas, minutes and other information on DMCC activities, as well as project updates, investor and developer information, subdistrict descriptions, market research, and ongoing activities of the EDA. The City's website, [www.rochestermn.gov](http://www.rochestermn.gov), also has a link to the DMCC website.

II. Specific Elements Required to Be Included in the Report.

The Act requires that certain elements be included in this annual report. Some of what is presented here has been referenced above.

A. "The Development Plan and any proposed changes to the Development Plan."

The Development Plan was initially adopted on April 23, 2015, and amended in 2016 to modify the Destination Medical Center Development District, the geographic area in the City of Rochester in which public infrastructure projects are implemented to support DMC. The Development Plan can be found at the DMCC website: [www.dmc.mn](http://www.dmc.mn).

The Act requires that the Development Plan be updated not less than every five years. In 2020, a priority goal will be to review the Development Plan and update it where necessary. The statute also requires that the City approve any updates or modifications to the Development Plan, and the DMCC must hold a public meeting prior to its adoption.

B. "Progress of projects identified in the Development Plan."

According to the Act, a project must be approved by the DMCC before it is proposed to the City. The DMCC must review the project proposal for consistency with the adopted Development Plan. Since the adoption of the Development Plan on April 23, 2015, several projects have been approved by the DMCC.

The Historic Chateau Theatre: is located in the "Heart of the City" subdistrict as described in the Development Plan. In 2015, the DMCC approved the acquisition of the Chateau Theatre by the City for the purchase price amount of \$6,000,000, of which Mayo Clinic contributed \$500,000. The acquisition of this 10,000 square foot, historically-designated landmark is considered key to the planning and enhancement of the Heart of the City subdistrict. In 2018, the DMCC approved funds to secure and protect the building, and to bring it up to code. After construction of the capital improvements, the Chateau re-opened in 2019. The City selected St. Paul-based Exhibits Development Group to manage and program the building for the next 3-5 years.

The Titan Hilton Hotel (formerly known as the "Broadway at Center" project): is located in the "Downtown Waterfront" subdistrict as described in the Development Plan. Approved in 2015, this 371,000 square foot mixed-use project includes a 264-room hotel, restaurants, retail space, a skyway connection, and a five-level public parking ramp with 540 public spaces and 90 private spaces. The restaurants and hotel opened in 2019.

The Berkman Apartments (formerly known as the “Alatus Project”): is located on 2<sup>nd</sup> Street SW in the “Saint Marys” subdistrict as described in the Development Plan. Approved in 2016, this mixed-use project involves the construction of an approximately 350,000 square foot, thirteen-level commercial and residential complex. It will include 350 market-rate rental units, create 235 construction jobs and eight permanent jobs, and is expected to generate \$115 million in private investment. Project completion is targeted for summer 2020.

The Maven on Broadway (formerly known as Urban on First): is located south of 4<sup>th</sup> Street SW between 1<sup>st</sup> Avenue SW and Broadway Avenue, and is in the “Discovery Square” subdistrict as described in the Development Plan. Approved in 2017, this approximately \$38 million mixed use project includes a six-story building with 156 market rate rental units, parking, and street level commercial and retail space for a total of 238,700 square feet. The Maven on Broadway was completed in 2019.

One Discovery Square (formerly known as Discovery Square Phase One): is on First Avenue SW in the “Discovery Square” subdistrict as described in the Development Plan. Approved in 2017, this approximately \$35 million bio-science building will be a center of innovation and is housing companies whose mission is to accelerate bio-science and technology discoveries to market. The four-story, 89,000 square foot building includes office, collaborative and retail space. As noted above, this project is the first phase of achieving a key component of the Development Plan: providing jobs in the bio-science sector. One Discovery Square was completed in 2019 and is approximately eighty-five percent rented.

Wells Fargo Renovation (21 1<sup>st</sup> Street SW): This project is a renovation of a 92,000 square foot existing building, located in the “Heart of the City” subdistrict as described in the Development Plan. Approved in 2018, this project is a catalyst for the public realm in the Heart of the City subdistrict and will achieve connections of the street and pedestrian skyway. The renovation is making approximately 23,000 additional square feet of commercial or office space available. The project is expected to create 30 construction jobs and sustain 115 permanent jobs. Construction is underway and is scheduled for completion in 2020.

Hotel Indigo Renovation: The Hotel Indigo project involves the renovation of an existing 172-room Holiday Inn, located in the “Downtown Waterfront” subdistrict as described in the Development Plan. Approved in 2018, the \$42 million redevelopment will include adding 33,000 square feet to the existing 114,500 square feet, and will provide approximately 111 construction jobs and 28 new permanent jobs. Opening of the new hotel is scheduled for 2020.

Hyatt House: The Hyatt House project is located in the “Central Station” subdistrict as described in the Development Plan. Approved in 2018, the \$44 million project includes an eight-story, 172-room extended-stay hotel, and will create approximately 257 construction jobs and 38 permanent jobs. Construction began in mid-2019, with completion expected in 2021.

There are several other projects underway, in the initial stages of planning, or expected to come to fruition in 2020. The status of these projects will be reported in a future annual report.

In addition to the approved projects noted above, the DMCC and the City have approved a Capital Improvement Plan (“CIP”) for public infrastructure projects for 2020. Projects identified in the CIP are categorized as follows: Infrastructure, Transit, and Economic Development and Public Realm Improvements.

Infrastructure Projects include:

- Sanitary Sewer Replacements and Upgrades
- North Broadway Reconstruction
- Reconstruction of 6<sup>th</sup>/7<sup>th</sup> Avenues NW/SW
- Transit Circulator Prototyping
- District Energy Evaluation and Implementation
- Smart City Implementation: Air Quality Monitoring

Transit Projects include:

- Phase 1 DMC Transit Plan Implementation
- Transportation Management Association (“Arrive Rochester”) Implementation
- Integrated Transit Studies Implementation
- Dedicated Bike Lanes on 3<sup>rd</sup> and 4<sup>th</sup> Avenues and Center Street
- Mobility Hub Site Selection and Circulator Route Development
- St. Marys Station Design
- Transit Villages: Design and Acquisition

Economic Development and Public Realm Improvements include:

- 3<sup>rd</sup> Street SW Reconstruction and Design
- Heart of the City, Peace Plaza and 1<sup>st</sup> Avenue, Alley
- Chateau Theatre Improvements
- Discovery Walk Design and Implementation

The DMC-funded projects above are only a portion of the number and type of public and private development projects in the DMC district. Early strategic DMC investments in public infrastructure and commercial and residential projects successfully established Rochester as a destination for investment and development. Other projects, which are now proceeding without the need for public DMC support, include workforce and market-rate housing, extended stay hotels for patients and companions, renovations to historic properties, world-class medical care and research facilities, co-working space, small business improvements, and more. These efforts have also positioned Rochester as a testing ground for innovative public-private partnerships; for example, downtown Rochester will soon host a year-long automated “EasyMile” vehicle pilot operated by First Student and sponsored by the Minnesota Department of Transportation.

C. “Actual costs and financing sources, including the amount paid under Minnesota Statutes Section 469.47, and required local contributions of projects completed in the previous two years by the DMCC, City, Olmsted County and Mayo.”

The Act requires that an annual certification of private investment by Mayo Clinic and other private investors be made to DEED by April 1 of each year, and DEED must certify that \$200,000,000 of private investment has been made before any state funding may be paid. This

threshold was met and exceeded in 2017. The cumulative total amount of private and Mayo Clinic certified investments to date is \$690,664,413.37.

In compliance with Minnesota Statutes Section 469.47, attached is the revised, annual certification of Mayo Clinic and other private investment that was submitted to DEED on May 15, 2019, and the revised annual certification of City expenditures, that was submitted to DEED on May 31, 2019 (Exhibit A). DEED conducted its own audit process of the certified expenditures, requested revisions, and then approved the expenditures. The DEED certifications, dated June 25, 2019, are also attached (Exhibit B).

In addition, we offer the following information:

1. Through December 31, 2019, State Infrastructure Aid in the amount of \$22,468,468.36 has been received. No State Transit Aid has been received.
2. Actual costs paid by the City from commencement through December 31, 2019 have totaled \$57,255,483, based on year-end unaudited costs. The funding source was initially City internal borrowing, which is being repaid along with the costs for new projects and initiatives by the City's 0.25% DMC sales tax. The City has also issued capital debt for a new parking ramp in the district. Just as the Mayo Clinic investments and other private investments have underscored the commitment to DMC, so too have the City contributions.
3. Through December 31, 2019, Olmsted County has contributed \$10,500,000.
4. The 2020 combined operating and capital improvements budget for the DMCC totals \$60,333,966, a portion of which (approximately \$20 million) is being paid for with funding other than DMC funds. Of this amount \$3,000,000 will be provided by Olmsted County from its wheelage tax. The remaining amount is to be provided by the City of Rochester from a variety of City funding sources, including its .25% DMC sales tax. In addition, Mayo Clinic has pledged financial and in-kind funding to the EDA in the amount of \$ 1,313,742.

D. "Estimated costs and financing sources for projects to be started in the next two years by the DMCC, City, Olmsted County and Mayo."

The Development Plan sets forth a framework and examples of projects that may be considered for funding in the next several years. Each project will be approved on an individual basis. See also the response to "B" and "C," above.

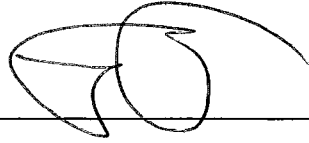
E. "Debt service schedules for all outstanding obligations of the City for debt issued for projects identified in the plan."

The debt service schedule is attached as Exhibit C.




CONCLUSION

Thank you for your consideration of this annual report. On behalf of both the DMCC and the City, we welcome your comments or questions. We look forward to continued progress on the Destination Medical Center initiative in 2020.



\_\_\_\_\_  
R.T. Rybak, Chair  
Destination Medical Center Corporation



\_\_\_\_\_  
Kim Norton, Mayor  
City of Rochester

Enclosures

cc: Legislative Reference Library

**EXHIBIT A**  
**to February 15, 2020 Report**

**EXHIBIT A**

Revised Annual Certification of Mayo Clinic and Other Private Investment Submitted to  
DEED on May 15, 2019

and

Revised Annual Certification of City Contributions Submitted to DEED on May 31, 2019

## EXHIBIT A

DESTINATION MEDICAL CENTER CORPORATION  
201 4th St. SE.  
Rochester, Minnesota 55904

May 15, 2019

Steve Grove  
Commissioner  
Minnesota Department of Employment and Economic Development  
1<sup>st</sup> National Bank Building  
332 Minnesota Street, Suite F-200  
Saint Paul MN 55101

RE: Destination Medical Center Corporation: Certification of Expenditures  
REVISED as of May 6, 2019

Dear Commissioner Grove:

On behalf of the Destination Medical Center Corporation ("DMCC") and Mayo Clinic, I am pleased to forward the following revised materials for the April 1, 2019 certification, pursuant to Minnesota Statutes Section 469.47, Subdivision 2. Since our original submission of the Certification of Expenditures dated March 25, 2019, we have been working with Jeremy LaCroix and have revised certain numbers as follows:

1. DMCC Certification: I enclose the revised DMCC certification of expenditures made by an individual or entity, other than Mayo Clinic, for the period ending on December 31, 2018 ("Attachment 1"). The City of Rochester, Minnesota, assisted with the compilation of this report. The amount of expenditures set forth in this report is \$135,509,210.36.

2. Mayo Clinic Certification: The Mayo Clinic certification has not changed since our submission dated March 25, 2019. I enclose correspondence and accompanying materials from Jeffrey W. Bolton, Vice President of Administration at Mayo Clinic, dated March 20, 2019 ("Attachment 2"). Mayo Clinic is certifying expenditures for the period of January 1, 2018 through December 31, 2018 in the amount of \$126,492,416.01.

3. Summary of Expenditures: The revised summary page, entitled, "Certification of Expenditures, Destination Medical Center" is

Commissioner Steve Grove  
May 15, 2019  
Page 2

enclosed, setting forth total cumulative expenditures through December 31, 2018, in the amount of \$690,664,413.37 ("Attachment 3").

Thank you for your consideration, and please do not hesitate to contact either DMCC or Mayo Clinic if you need further information. We look forward to continuing to work with the State of Minnesota, City of Rochester, Olmsted County, Mayo Clinic, and our other partners on the Destination Medical Center initiative.

Sincerely,

A handwritten signature in black ink, appearing to be "R.T. Rybak", written in a cursive style.

R.T. Rybak  
Chair  
Destination Medical Center Corporation

Enclosures

cc: Destination Medical Center Corporation Board of Directors  
Jeffrey W. Bolton, Mayo Clinic  
Jeremy LaCroix

ATTACHMENT 1

## 2018 Tracking Worksheet

### Building Permits within the DMC Boundary

(Does not include Mayo Projects)

Year	Completed Projects
2013	\$ 94,425.00
2014	\$ 94,498.00
2015	\$ 83,301.00
2016	\$ 5,020,000.00
2017	\$ 6,165,666.00
2018	\$ 1,731,468.00
<b>TOTAL</b>	<b>\$ 13,189,358.00</b>

### 2016/2017 Destination Medical Center - Partially Completed Projects Tracking

Project	Address	Total Building Permit Value	2016	2017	2018
			Partial Completed Work Claimed	Completed Work Claimed	Completed Work Claimed
1st Avenue Flats	400 NW 1 Avenue	\$ 8,719,735.57	\$ 4,976,244.00	\$ 3,743,491.57	
Lofts at Mayo Park	123 SE 6 Avenue	\$ 6,900,000.00	\$ 6,347,552.97	\$ 552,447.03	
501 on First	501 SW 1 Avenue	\$ 12,977,182.75	\$ 12,534,186.96		\$ 442,995.79
Flats on 4th (Buckeye)	412 SE 3 Avenue	\$ 13,082,292.00	\$ 8,906,937.40		\$ 4,175,354.60
Total		\$ 41,679,210.32	\$ 32,764,921.33	\$ 4,295,938.60	\$ 4,618,350.39
Dollar Value of building permits finalized in 2016			\$ 1,555,125.00		
Dollar amount submitted for partial work in 2016			\$ 31,209,796.33		

### 2017/2018 Destination Medical Center - Partially Completed Projects Tracking

Project	Address	Total Building Permit Value	2017	2018	Payments AIA Documentation thru 12/31/2018
			Partial Completed Work Claimed	Completed Work Claimed	
Broadway @ Center	10 East Center Street	\$ 84,282,463.00	\$ 33,866,963.98	\$ 50,415,499.02	\$ 85,216,473.59
Discovery Square	202 SW 4 Street	\$ 16,009,000.00	\$ 2,965,073.30	\$ 13,043,926.70	\$ 21,476,167.17
Dollar amount submitted for partial work		\$ 100,291,463.00	\$ 36,832,037.28	\$ 63,459,425.72	

## 2018 Tracking Worksheet

### 2018 Destination Medical Center - Partially Completed Projects Tracking

Project	Address	Total Building Permit Value	2018
			Partial Completed Work Claimed
Ronald McDonald House	850 2nd Street SW	\$ 10,126,000.00	\$ 4,872,363.01
Hotel Indigo (Holiday Inn)	220 South Broadway	\$ 5,500,000.00	\$ 1,156,333.15
Residence @ Dis. Sq.	511 3rd Ave. SW	\$ 19,000,000.00	\$ 9,820,880.09
Urban on First	429 South Broadway	\$ 28,600,000.00	\$ 12,455,954.00
Berkman (Alatus)	217 & 301 14th Ave SW	\$ 98,206,800.00	\$ 25,936,546.00
		\$ 161,432,800.00	\$ 54,242,076.25

**TOTAL \$ 135,509,210.36**



2016 Destination Medial Center Partially Completed Projects Tracking

Project	Address	2016						2017		To Be Claimed	
		Partial Completed Work Claimed	Permit Number	Value	Completion Date	Permit Number	Value	Completion Date	Total Permits	Balance Claimed	Balance Claimed
Ist Avenue Flats	400 NW 1 Avenue	\$ 4,976,244.00	R16-0024MFB	\$ 622,000.00		R16-0008MFB	\$ 8,097,735.57	6/26/2017	\$ 8,719,735.57	\$ 3,743,491.57	
Lofts at Mayo Park	123 SE 6 Avenue	\$ 6,347,552.97	R15-0079MFB	\$ 794,323.00	3/6/2017	R16-0011MFB	\$ 6,105,677.00	8/17/2017	\$ 6,900,000.00	\$ 552,447.03	
501 on First	501 SW 1 Avenue	\$ 12,534,186.96	R15-0053MFB	\$ 1,555,125.00	9/2/2016	R15-0058MFB	\$ 11,422,057.75	1/28/2018	\$ 12,977,182.75		\$ 442,995.79
Flats on 4th (Buckeye)	412 SE 3 Avenue	\$ 8,906,937.40	R15-0107MFB	\$ 2,400,000.00	12/6/2018	R16-0009MFB	\$ 10,682,292.00	2/12/2018	\$ 13,082,292.00		\$ 4,175,354.60
<b>TOTAL for 2016</b>		\$ 32,764,921.33							\$ 41,679,210.32	\$ 4,295,938.60	\$ 4,618,350.39
Dollar amount finaled in 2016		\$ 1,555,125.00									
Dollar amount submitted for partial work in 2016		\$ 31,209,796.33									
<b>TOTAL for 2017</b>		\$ 4,295,938.60									
<b>TOTAL for 2018</b>		\$ 4,618,350.39									

2017 Destination Medial Center - Partially Completed Projects Tracking

Project	Address	2017				2018				2018			
		Partial Completed Work Claimed	Permit Number	Value	Completion Date	Permit Number	Value	Completion Date	Permit Number	Value	Completion Date	Total Permits	Balance to Claim
Broadway @ Center	10 East Center Street	\$ 33,866,963.98	R15-0081CB	\$ 1,000,000.00	12/6/2018	R15-0384CB	\$ 45,000,000.00		R15-0447CB	\$ 38,282,463.00		\$ 84,282,463.00	\$ 50,415,499.02
Discovery Square	202 4th Street SW	\$ 2,965,073.30	R17-0384CB	\$ 1,750,000.00	11/13/2018	R17-0454CB	\$ 1,290,000.00	11/13/2018	R17-0492CB	\$ 12,969,000.00		\$ 16,009,000.00	\$ 13,043,926.70
<b>TOTAL for 2017</b>		\$ 36,832,037.28										\$ 100,291,463.00	\$ 63,459,425.72
Dollar amount finaled in 2017		\$ -											
Dollar amount submitted for partial work in 2017		\$ 36,832,037.28											
<b>TOTAL for 2018</b>		\$ 63,459,425.72											

2018 Destination Medial Center - Partially Completed Projects Tracking

Project	Address	2018				2018				2018			
		Partial Completed Work Claimed	Permit Number	Value	Completion Date	Permit Number	Value	Completion Date	Permit Number	Value	Completion Date	Total Permits	Balance to Claim
Ronald McDonald House	850 2nd Street SW	\$ 4,872,363.01	R18-0048CB	\$ 10,126,000.00							\$ 10,126,000.00	\$ 5,253,636.99	
Hotel Indigo (Holiday Inn)	220 South Broadway	\$ 1,156,333.15	R18-0294CB	\$ 500,000.00				R18-0389CB	\$ 5,000,000.00		\$ 5,500,000.00	\$ 4,343,666.85	
Residence @ Dis. Sq.	511 3rd Ave. SW	\$ 9,820,880.09	R17-0143MFB	\$ 1,750,000.00				R17-0141MFB	\$ 17,250,000.00		\$ 19,000,000.00	\$ 9,179,119.91	
Urban on First	429 South Broadway	\$ 12,455,954.00	R18-0003MFB	\$ 220,000.00				R18-0015MFB	\$ 28,380,000.00		\$ 28,600,000.00	\$ 16,144,046.00	
Berkman (Alatus)	217 & 301 14th Ave SW	\$ 25,936,546.00	R17-0157MFB	\$ 4,900,000.00				R18-0011MFB	\$ 86,237,507.00		R18-0037MFB	\$ 7,069,293.00	\$ 98,206,800.00
<b>TOTAL for 2018</b>		\$ 54,242,076.25											

PARTIAL PROJECTS  
**GRAND TOTAL FOR 2018** \$ 122,319,852.36

**2016 Destination Medial Center - Partially Completed Projects Tracking**

Project	Address	2016			2017			2017		To Be Claimed	
		Partial Completed Work Claimed	Permit Number	Value	Completion Date	Permit Number	Value	Completion Date	Total Permits	Balance Claimed	Balance Claimed
1st Avenue Flats	400 NW 1 Avenue	\$ 4,976,244.00	R16-0024MFB	\$ 622,000.00		R16-0008MFB	\$ 8,097,735.57	6/26/2017	\$ 8,719,735.57	\$ 3,743,491.57	
Lofts at Mayo Park	173 SE 6 Avenue	\$ 6,347,552.97	R15-0079MFB	\$ 794,323.00	3/6/2017	R16-0011MFB	\$ 6,105,677.00	8/17/2017	\$ 6,900,000.00	\$ 552,447.03	
501 on First	501 SW 1 Avenue	\$ 12,534,186.96	R15-0053MFB	\$ 1,555,125.00	9/2/2016	R15-0058MFB	\$ 11,422,057.75	1/28/2018	\$ 12,977,182.75		\$ 442,995.79
Flats on 4th (Buckeye)	412 SE 3 Avenue	\$ 8,906,937.40	R15-0107MFB	\$ 2,400,000.00	12/6/2018	R16-0009MFB	\$ 10,682,292.00	2/12/2018	\$ 13,082,292.00		\$ 4,175,354.60
<b>TOTAL for 2016</b>		\$ 32,764,921.33							\$ 41,679,210.32	\$ 4,295,938.60	\$ 4,618,350.39
Dollar amount finaled in 2016		\$ 1,555,125.00									
Dollar amount submitted for partial work in 2016		\$ 31,209,796.33									
TOTAL for 2017		\$ 4,295,938.60									
TOTAL for 2018		\$ 4,618,350.39									

**2017 Destination Medial Center - Partially Completed Projects Tracking**

Project	Address	2017			2017			2017			2018		
		Partial Completed Work Claimed	Permit Number	Value	Completion Date	Permit Number	Value	Completion Date	Permit Number	Value	Completion Date	Total Permits	Balance to Claim
Broadway @ Center	10 East Center Street	\$ 33,866,963.98	R15-0081CB	\$ 1,000,000.00	12/6/2018	R15-0384CB	\$ 45,000,000.00		R15-0447CB	\$ 38,282,463.00		\$ 84,282,463.00	\$ 50,415,499.02
Discovery Square	202 4th Street SW	\$ 2,965,073.30	R17-0384CB	\$ 1,750,000.00	11/13/2018	R17-0454CB	\$ 1,290,000.00	11/13/2018	R17-0492CB	\$ 12,969,000.00		\$ 16,009,000.00	\$ 13,043,926.70
<b>TOTAL for 2017</b>		\$ 36,832,037.28										\$ 100,291,463.00	\$ 63,459,425.72
Dollar amount finaled in 2017		\$ -											
Dollar amount submitted for partial work in 2017		\$ 36,832,037.28											
TOTAL for 2018		\$ 63,459,425.72											

**2018 Destination Medial Center - Partially Completed Projects Tracking**

Project	Address	2018			2018			2018			2019	
		Partial Completed Work Claimed	Permit Number	Value	Completion Date	Permit Number	Value	Completion Date	Permit Number	Value	Completion Date	Total Permits
Ronald McDonald House	850 2nd Street SW	\$ 4,872,363.01	R18-0048CB	\$ 10,126,000.00							\$ 10,126,000.00	\$ 5,253,636.99
Hotel Indigo (Holiday Inn)	220 South Broadway	\$ 1,156,333.15	R18-0294CB	\$ 500,000.00		R18-0389CB	\$ 5,000,000.00				\$ 5,500,000.00	\$ 4,343,666.85
Residence @ Dis. Sq.	511 3rd Ave. SW	\$ 9,820,880.09	R17-0143MFB	\$ 1,750,000.00		R17-0141MFB	\$ 17,250,000.00				\$ 19,000,000.00	\$ 9,179,119.91
Urban on First	429 South Broadway	\$ 12,455,954.00	R18-0003MFB	\$ 220,000.00		R18-0015MFB	\$ 28,380,000.00				\$ 28,600,000.00	\$ 16,144,046.00
Berkman (Alatus)	217 & 301 14th Ave SW	\$ 25,936,546.00	R17-0157MFB	\$ 4,900,000.00		R18-0011MFB	\$ 86,237,507.00		R18-0037MFB	\$ 7,069,293.00	\$ 98,206,800.00	\$ 72,270,254.00
<b>TOTAL for 2018</b>		\$ 54,242,076.25										

PARTIAL PROJECTS  
**GRAND TOTAL FOR 2018 \$ 122,319,852.36**

2017 Building Permits - More Years (2017-2019) - ALL PROJECTS  
 (100% Building Permit - All Major Projects)  
 (Comp. 06/2014)

Project Level	Category Level	Permit Number	Issue Date	Expiry Date	Address	Permit Valuation	Work Description	Owner	Current Permit Status	Current Permit Issue Date	Changed as of 10/24/2019
Commercial Bldg	Alteration	R15-0014CB	11/02/17	07/23/18	401 E BROADWAY AVE, ROCHESTER, MN 55904	\$1,006,000	CFR3 package Footings, Foundation, Vibration (Broadway on Corner)	Legacy Fund 1, LLC 201 5th St ROCHESTER, MN 55904	Final	12/17/2016	Yes
Commercial Bldg	Alteration	R17-0024CB	02/22/17	07/03/18	400 SW 6 AVE, ROCHESTER, MN 55902	\$1,000,000	RENOVATION OF 100,000 sq ft unless in lower floor (100,000 sq ft) - (100,000 sq ft)	UNION UNITED MITTIGER 701 2nd 400 6 AVE SW ROCHESTER, MN 55902	Final	12/17/2016	Yes
Commercial Bldg	Alteration	R17-0024CB	02/22/17	08/16/18	222 SW 6 AVE, ROCHESTER, MN 55902	\$1,000,000	Roofing and foundations for future radon gas abatement (Phase 1). Site including walls and alterations to the existing parking lot. (Timothy Lutheran Church)	TRINITY EVANGELICAL LUTHERAN 1400 222 6 AVE SW ROCHESTER, MN 55902	Final	12/17/2016	Yes
Commercial Bldg	Alteration	R17-0028CB	12/02/17	11/01/18	102 SE 2 ST, ROCHESTER, MN 55904	\$5,200,000	Remove and between remodel of exterior and interior, including elevators, new windows in units, canopy parking and heating, generator replacement, new hot water before (Discovery Towers)	FORUM TOWERS II LP 30 2nd St STE 500 ROCHESTER, MN 55904	C of C Issued	01/22/2019	Yes
Commercial Bldg	Alteration	R17-0028CB	10/14/17	11/19/18	1 NW 6 AVE, ROCHESTER, MN 55901	\$300,000	Alterations to create boiler area for disconnection from the Franklin Heating Station (Garner Run & Sullivan)	KINNO 300 AVENUE LLC 20 2 AVE SW ROCHESTER, MN 55902	C of C Issued	11/11/2018	Yes
Commercial Bldg	Alteration	R17-0034CB	12/14/17	03/20/18	200 SW 4 ST, ROCHESTER, MN 55902	\$1,750,000	Phase 1 partial permit for underground parking, new deep foundation construction, and basement construction. (Discovery Square Phase 1)	Discovery Properties, Inc. 700 Meadow Lane N Minneapolis, MN 55408	Final	11/12/2018	Yes
Residential	Residential	R17-0039	10/17/17	07/17/18	1000 W 1ST ST, ROCHESTER, MN 55902	\$64,000	demo of house	RESIDENCE AT DISCOVERY SQUARE L.L.C. 3000 CHAMPLAIN TRL FARGO, MN 58107	Closed	12/17/2016	Yes
Residential	Residential	R17-0042D	10/20/17	07/24/18	1000 W 1ST ST, ROCHESTER, MN 55902	\$19,000	demo of house	RESIDENCE AT DISCOVERY SQUARE L.L.C. 3000 CHAMPLAIN TRL FARGO, MN 58107	Closed	12/17/2016	Yes
Residential	Residential	R17-0047B	11/07/17	01/17/18	600 SW 3 AVE, ROCHESTER, MN 55902	\$69,000	demo of house	RESIDENCE AT DISCOVERY SQUARE L.L.C. 3000 CHAMPLAIN TRL FARGO, MN 58107	Closed	12/17/2016	Yes
Commercial	Commercial	R17-0043D	12/14/17	05/04/18	401 E BROADWAY AVE, ROCHESTER, MN 55904	\$2,000,000	Demolition of existing structure and construction of new structure (Broadway on Corner)	LEGACY FUND 1, LLC 201 5th St ROCHESTER, MN 55904	Closed	02/16/2016	Yes
Residential Bldg	Alteration	R17-1165R	10/11/17	01/11/18	1000 W 1ST ST, ROCHESTER, MN 55902	\$20,000	Remove and between remodel of exterior and interior, including elevators, new windows in units, canopy parking and heating, generator replacement, new hot water before (Discovery Towers)	FORUM TOWERS II LP 30 2nd St STE 500 ROCHESTER, MN 55904	Final	01/11/2018	Yes
Commercial Bldg	Alteration	R17-0044CB	02/22/17	05/14/18	200 SW 4 ST, ROCHESTER, MN 55902	\$1,750,000	Phase 1 partial permit for underground parking, new deep foundation construction, and basement construction. (Discovery Square Phase 1)	Discovery Properties, Inc. 700 Meadow Lane N Minneapolis, MN 55408	C of C Issued	11/12/2018	Yes
Commercial Bldg	Alteration	R17-0045CB	11/10/17	01/13/18	100 E BROADWAY AVE, ROCHESTER, MN 55904	\$70,000	Interior alterations to create a new cafe and candy shop. (The Chocolate Factory & Cakes Club - Palace Building)	Days and Cakes Cafe - Josh Nitzsche 1120 East Center Street ROCHESTER, MN 55904	C of C Issued	11/01/2017	Yes
Commercial Bldg	Alteration	R17-0049CB	11/10/17	01/16/18	100 E BROADWAY AVE, ROCHESTER, MN 55904	\$110,000	Remodel of space of new restaurant. (The Chocolate Factory & Cakes Club - Palace Building)	Yang Kathy & Tom 1120 East Center Street ROCHESTER, MN 55904	C of C Issued	11/01/2017	Yes

\$4,315,000  
 - \$2,750,000 - covered under partial permits  
**\$1,565,000**

2019 Building Permits (Entire Year)  
**CLOSED BUILDING PERMITS**  
 \* Excludes DMV Boundary, does not include Mayo Projects  
 (Completed in 2018)

File Type Level	Category Level	Permit Number	Permit Issue Date	Parcel Number	Address Info	Permit Valuation	Work Description	Owner	Classified Permit Status	Current Permit Status	Changed (Last of 1/24/2019)	
1	Commercial Bldg	R16-01870B	5/3/2018	016464	300 NW 1 AVE, ROCHESTER, MN 55901	\$20,000	Replace accessible entrance on north end of building (Broadstreet Cafe)	DM41 BROADSTREET LLC 218 1 AVE SW ROCHESTER, MN 55902	Finalized	Finalized	1/24/2019	
2	Commercial Bldg	R16-02200C	10/24/2018	067107	70 SW 2 AVE ROCHESTER, MN 55902	\$7,000,000	5 stories residential renovation & boiler replacement. Duffel & Bennett Hotel	RENOVATION ASSOCIATES LLC 2100 10TH AVE SW ROCHESTER, MN 55902	Finalized	Finalized	9/27/2018	Yes
3	Multi-Family Bldg	R15-C-0731FB	8/27/2018	062439	412 SE 3 AVE ROCHESTER, MN 55904	\$2,400,000	Rebuild 2nd floor and foundation with brick and concrete (The Buckeye) 3 Ave N	THE BUCKEYE PO BOX 29412 ROCHESTER, MN 55710	Finalized	Finalized	1/15/19	Yes
4	Multi-Family Bldg	R16-00001FB	6/20/2018	062439	412 SE 3 AVE ROCHESTER, MN 55904	\$10,062,290	New 126,925 sq ft 6 story, 62 unit apartment building with underground parking, business tenants on main level (The Buckeye) 3 Ave N & 4 SE	THE BUCKEYE PO BOX 29412 ROCHESTER, MN 55710	C of C saved	C of C saved	2/13/2018	No
						\$16,100,292						
						\$19,062,292	Covers under partial permits					
						\$5,000,000						



2014 Building Permits (Entire Year)  
**CLOSED BUILDING PERMITS**  
 Within DMC Boundary, Does not include M/Tyo Projects  
 (Completed in 2018)

Permit Type	Category Level	APD Code	Permit Date	Parcel Number	Address	Permit Valuation	Work Description	Owner	Contractor	Permit Status	Change Dates of 12/31/2014
Demolition	Commercial	R14-07-1D	11/24/2014	017835	20 S BROADWAY, ROCHESTER, MN 55904	\$16,000	Demolition of the building incorporates between 4 and 8 South Broadway	ROADWAY COMMUNITIES ROCHESTER LLC 7381 AIRPORT VIEW DR S., ROCHESTER, MN 55902		Completed	12/15/2014
Demolition	Commercial	R14-07-1D	11/24/2014	017837	10 S BROADWAY ROCHESTER, MN 55904	\$2,500	Demolition of the building (10 South Broadway)	ATTN JAKOBSON MANAGEMENT CO 10 BROADWAY SOUTH ROCHESTER, MN 55904		Completed	12/28/2014
Demolition	Commercial	R14-07-1D	11/24/2014	017836	12 S BROADWAY ROCHESTER, MN 55904	\$16,000	Demolition of the building (12 South Broadway)	AMP PROPERTIES LLC 664 WINDIA TRAIL ROCHESTER, MN 55904		Completed	12/11/2014
Demolition	Commercial	R14-07-1D	11/10/2014	025324	611 S 7TH AVE ROCHESTER, MN 55904	\$4,500	Demolition of building 615	O'CONNOR RECREATION COMPANY LLC 1600 4 ST SW ROCHESTER, MN 55902		Completed	12/11/2014
Demolition	Residential	R-4-0324D	10/16/2014	077724	2117 S AVE, ROCHESTER, MN 55904	\$70,000	Demolition	MEYER TIMOTHY S 2002 Hwy 14 ROCHESTER, MN 55904		Completed	12/11/2014

\$94,498

2013 Building Permit Issuance and 4th Quarter - July - 1st to December 31st  
**CLOSED BUILDINGS PERMITS**  
 (Within CMAC Boundary, does not include Mayo projects)

Sub Type	Category Level	Permit Number	Permit Date	Permit Number	Address	Subcontractor Valuation	Permit Description	Owner	Permit Type	Permit Status
	Residential	R-2-01925B			101 BROADWAY, ROCHESTER, MN 55905	\$31,425	Removal of existing roof structure and installation of new roof structure	SAS OF ROCHESTER LLC 101 BROADWAY ROCHESTER, MN 55905		
	Residential	R-3-00230B			320 1 ST SW, ROCHESTER, MN 55906		Removal of existing roof structure and installation of new roof structure	SAS OF ROCHESTER LLC 320 1 ST SW ROCHESTER, MN 55906		

1964.625





ATTACHMENT 2



200 First Street SW  
Rochester, Minnesota 55905  
507-284-2511  
mayoclinic.org

March 20, 2019

Steve Grove  
Commissioner  
Minnesota Department of Employment and Economic Development  
1st National Bank Building  
332 Minnesota Street, Suite E-200  
Saint Paul, MN, 55101-1351

Dear Commissioner Grove:

Attached with this letter is Mayo Clinic's certification of qualified expenditures of the medical business entity for the Destination Medical Center (DMC) initiative for the period starting January 1, 2018 and ending December 31, 2018. The amount of qualified investment is approximately \$126.5 million. Major projects included the modernization and expansion of Mayo Clinic Hospital, Saint Marys Campus and the fit-out of the Mary Brigh building's third-floor operating rooms.

As in prior years, Mayo Clinic is taking a conservative approach when counting DMC-eligible capital expenditures, and we remain committed to achieving the long-term DMC development and investment goals. Overall, Mayo Clinic expended more than \$274 million on capital projects and equipment in Rochester, Minnesota in 2018. In addition to our commitment to DMC, these investments include continued improvements to our IT infrastructure and electronic health record, the purchase of world-class medical equipment, and more. In total, Mayo Clinic will invest more than \$1 billion in Rochester facilities and equipment between now and 2021.

We look forward to working with the State of Minnesota, City of Rochester, Olmsted County, and other stakeholders to strengthen our economy and affirm Minnesota's position as the world's premier destination medical center.

Thank you.

Sincerely,

A handwritten signature in black ink, appearing to read "Jeffrey W. Bolton".

Jeffrey W. Bolton  
Chief Administrative Officer  
Mayo Clinic

cc: Kevin McKinnon, Deputy Commissioner Economic Development,  
Minnesota Department of Employment and Economic Development

# Permitted Expenditures from July 1, 2013 to December 31, 2018

Approval Date	Project/Equipment Name	Total Expenditures reported for 2018	Total Spent as of December 31st 2018
02/18/11	Mary Brigh East Expansion	4,100.00	2,065,139.65
11/09/12	Dermatology Remodel	-	9,123,648.24
11/09/12	Sports Medicine Center	-	5,666,939.49
07/03/13	2915 Warehouse Infrastructure	-	693,219.52
07/10/13	Core 200 SMH Operating Room Renovation	-	1,411,411.46
07/10/13	Anatomic Pathology Office Remodel	-	476,041.94
07/10/13	Psychiatry and Psychology Master Plan, Phase 1A - Generoso Main	-	1,213,985.91
07/11/13	Development Remodel	-	2,679,274.32
08/01/13	Bed Tower Modernization MB east	1,390,771.52	44,116,778.02
08/01/13	Domitilla 3 Modernization	10,471.83	7,762,425.78
08/14/13	Remodeling laboratory space on Guggenheim 5.	-	265,065.75
08/29/13	Saint Marys Hospital Chiller Addition	93,892.23	4,631,632.46
09/25/13	Institute Hills Chiller Replacement	-	441,903.16
11/06/13	Radiation Oncology Room "E" Linear Accelerator Replacement	-	188,793.94
12/11/13	DLMP Phlebotomy Remodel	-	1,615,648.60
02/05/14	Mary Brigh Electrical Upgrades (Phase 3)	-	2,002,781.62
02/21/14	SDSC Expansion Construction Only	270,639.13	21,491,384.97
02/26/14	Creation of the consolidated freezer and BAP facility at the 2915 Warehouse	-	4,006,693.46
02/26/14	Remodeling of multiple laboratories on Guggenheim 8	-	774,090.58
03/19/14	Four Operating Rooms Off Core 700	-	3,082,756.73
04/23/14	Remodeling within the Metabolomics Core on Alfred 5	-	616,212.48
2Q2014	Thermo TSQ Triple Quadrupole MS (assets 147506 & 145344)	-	596,292.00
04/23/14	Remodeling within Opus 1 to accommodate space for a new CT machine.	-	480,162.90
04/30/14	Employee and Community Health Southeast Clinic	-	4,326,200.60
04/30/14	Cardiac Catheterization Procedure Room 103 Remodel - Saint Marys, Mary Brigh 4	-	412,584.91
06/04/14	Gonda 5, 5th PET/CT Installation & Uptake	-	301,874.69
06/18/14	Executive, Development and International Program Expansion - Mayo East 5	-	1,369,522.23
07/02/14	DOM 3/4 Infrastructure Revisions for Remodeling	-	2,109,759.78
07/23/14	Clinical Genome Sequencing, Lab Expansion	-	296,600.82
08/14/14	Varian Medical Systems (asset 145374)	-	3,334,879.00
08/20/14	CMCT and Prev. Med. Relocation Gonda 18 to Mayo East 17	-	356,383.16
03/04/15	Cancer Center Station Eisenberg 4-3	-	892,147.20
03/18/15	CT Simulator I Replacement Charlton S-259, S-261	-	191,170.81
11/13/14	CT Scanner - 5yr (Asset 162815)	-	687,812.80
04/29/15	Charlton 2 Incremental 3T Body Scanner	-	749,773.48
04/29/15	3T Siemens Skyra MRI (asset 166875, 167065-167082)	-	1,637,261.00
05/13/15	SMC, Mary Brigh Main NH, MR-MCR 1.5T Replacement Scanner	-	448,573.83
05/13/15	GE; 1.5T Optima MR450W (asset 165084, 165346-165359)	-	1,130,292.00
05/13/15	SMC, Mary Brigh Main NH, MR-MCR 1.5T Replacement Scanner	-	595,824.88
05/13/15	DISCOVERY MRI Mary Brigh (assets 169437,171643, 171651, 171651-171672 )	-	1,513,704.55
07/22/15	Renovation Mary Brigh Main, PACU - Phase 4	-	2,059,423.01
05/14/15	SMH Mary Brigh East Corridor Relocation	153,383.33	4,871,106.59
02/25/15	Dr. Lee Diamond Reactor Lab Remodel on Med Sci SL	-	226,408.57
7/23/2014	MR-RO-CN-1-MR/PET installation	-	781,558.09
3rd qtr 2014	GE; DISCOVERY MR750 PET (Assets 149876, 150145-150157, 150668-150670)	-	3,698,538.02
8/20/2014	CT Scanner Replacements (3L, 3Z & 4J) - somatom - CH 2	-	561,057.62
3rd qtr 2014	Somatom Force CT (Asset 157628)	-	1,831,372.00
12/11/2014	Linear Acc Replace Rm "C"	-	185,937.00
08/14/14	VARATHON MEDICAL; TRUE BEAM (Asset 162800)	-	2,895,908.00
08/14/14	SIEMENS; CT EDGE (Asset 163463)	-	856,459.02
08/14/14	SIEMENS; SOMATOM DEFINITION (Asset 164325)	-	862,578.20
10/9/2014	Incremental MRI Body Scanner	-	603,049.87
08/14/14	SIEMENS; SKYRA 3TMRI (Asset 157191, 157322-157339)	-	1,859,239.00
12/12/2013	GO3 Build 2 CT Bays	-	656,293.35
11/13/14	SIEMENS; SOMATOM FORCE CT (Asset 149843)	-	1,750,000.00
05/08/14	PHILIPS; XPER FD20 (Assets 147302, 147339, 147392)	-	1,649,213.30
1/9/2015	Neurology Renovation, Mayo 8	3,256.54	4,989,615.93
8/21/2014	Mayo 8 - Lobby Remodel	-	1,137,290.91
4/28/2015	Vascular OR Core 801 SMH	-	1,059,949.88
5/30/2014	Rad Vascular Imaging Ste 90	-	144,461.29
5/8/2014	SIEMENS MEDICAL; ARTIS ZEE (Asset 146871,146872)	-	985,408.00
2/4/2014	CT MBM Incremental Interventional CT	-	1,268,114.01
8/1/2013	SIEMENS; DEFINITION EDGE CT (Asset 148622, 148623)	-	1,315,697.00
10/15/2014	CH N Neuro Scanner CN I-119C	-	561,796.54
8/14/2014	SIEMENS; PRISMA 3T MRI and Accessories (Asset 157677, 157935-157946)	-	2,241,875.00
	USPS Building Purchase (Asset 156757, 156758)	-	2,185,017.25
12/11/14	Land for Ronald McDonald House (Asset 147588, 147589)	-	1,000,203.16
8/14/2014	GE; DISCOVERY 710 PET Scanner (Asset 148389)	-	2,103,046.58
2/17/2016	Fixed Wing Building	-	533,262.51
5/25/2016	Hematopathology Consolidation, Hilton Building 7th Floor	-	2,018,886.34
6/29/2016	Vacate Ei 7-1/7-2 Dermatology Phototherapy Phototherapy Relocation	-	439,830.58
8/31/2016	Relocation of Respiratory Care Unit	-	1,184,489.68
3/31/2016	Linen Service Depot-3939 Building	-	1,882,309.32
6/30/2016	Media On Demand Replacement Project	-	699,440.19
7/8/2016	Temporal Bone Lab remodel (original \$600K)	-	126,259.12
4/27/2016	Dr. Misra Laboratory, Gugg 6	-	314,232.69
6/8/2016	Lab Remodel Gugg 17 and 18	115,877.42	507,816.33
9/14/2016	Space assignment for Dr. Burns and Dr. Scarisbrick surgery -- Guggenheim 6	-	372,474.03

# Permitted Expenditures from July 1, 2013 to December 31, 2018

Approval Date	Project/Equipment Name	Total Expenditures reported for 2018	Total Spent as of December 31st 2018
9/28/2016	Guggenheim 13 Space Remodel	-	286,997.78
6/30/2016	Charlton Desk R Lobby Remodel	19,426.47	397,223.24
11/1/2015	Jacobson Building Operating Rooms	1,417,934.63	23,555,492.80
2/17/2016	Charlton 1 PET/CT (DRX- 1 Replacement) E-3005	-	132,948.22
2/11/2016	GE - Discovery PET/CT 710 (Asset 178322)	-	1,500,726.20
May 2016	Gastroenterology & Hepatology Renovation	-	4,259,346.50
9/29/2016	Stryker Sales Corporation - Alfred 6 Integration (Assets 180598-180603)	-	1,126,322.95
9/29/2016	Philips Fluoroscopy (Assets 181122-181123)	-	1,335,625.38
Aug 2016	7T MRI Scanner	179,678.76	1,916,246.30
2/1/2014	SMH Campus Radiology Consolidation	2,974,035.78	24,110,924.85
11/1/2015	Mary Brigh East Tower Additional Floors	840,912.07	17,320,446.83
11/1/2015	Eisenberg 7-1 and 7-2	1,462,790.33	6,312,270.07
12/1/2015	Pre Post Expansion on Gonda 2 Gonda 2-467	-	266,028.69
11/19/2015	Franklin Heating Station Chiller #4 Replacement	25,131.85	2,286,167.61
11/4/2015	Mary Brigh 4, Room 106 Heart Rhythm Services Remodeling	-	538,995.91
5/5/2016	Siemens - Fluoroscopy 106 (Asset 172294)	-	1,508,299.00
11/4/2015	Mary Brigh 4, Room 111 Heart Rhythm for Equipment Replacement	-	217,834.13
8/11/2016	Siemens - Siemens fluoroscopy room 111 (Asset 179164)	-	801,942.00
11/4/2015	Charlton North MR-MCR NU 3T Replacement Scanner	-	354,930.50
	MAGNETOM Prisma 3T (asset 173601)	-	2,184,842.00
11/4/2015	Charlton North MR-MCR NT 1.5 Replacement Scanner	2,976.12	587,509.18
	SIEMENS; 1.5T OPEN 70CM (assets 169436,171642,171650,171652-171660)	-	1,188,732.00
5/1/2015	Research Biplane Angiography System Replacement	-	78,970.28
5/1/2015	SIEMENS; ARTIS ZEE BIPLANE (asset 165045-165046)	-	1,158,442.00
	41st Street Professional Complex	-	9,831,862.38
May-16	Precision Medicine Initiative	488,054.14	8,095,074.96
2Q16	Motoman (Asset 184543)	1,515,337.00	4,031,557.00
2Q16	Autogen (Assets 175437-175447)	30,216.30	2,023,074.27
2Q16	Hamilton Star (Assets 171685, 172326)	-	440,763.20
2Q16	Hamilton Bios Freezer (Asset 186447)	2,623,525.91	5,127,252.84
2Q16	PerkinElmer Spectrophotometer (Asset 169459)	-	39,920.00
3Q16	Hamilton Robotic Upgrades	-	45,951.00
3Q16	Hamilton Star (Asset 179090)	235,653.10	235,653.10
4Q16	Hamilton Tube Handler - REQ# 2027700	-	34,358.20
1Q17	Hamilton Capper/Decapper Motoman Line (Asset 183593)	77,010.00	77,010.00
2Q17	Hamilton Star EasyBlood Liquid Handler (Assets 181647-181649)	776,489.90	776,489.90
3Q16	Verso M2 - (Asset 179334)	388,646.46	729,256.34
4Q16	Hamilton EasyBlood Units (Assets 176522-176524)	721,818.90	721,818.90
1Q17	Hamilton Bios PMI #3 (PO 20028966)	4,030,363.09	4,030,363.09
1Q18	Hamilton Freezer Bios HL20 (PO 20031301)	2,509,226.94	2,509,226.94
11/1/2015	Mary Brigh East Operating Rooms	(336.00)	727,108.67
8/11/2016	Siemens - Artis Zeeg Card. Thorax (Asset 180570)	-	1,466,062.00
8/11/2016	GE - Discovery IGS 740 (Asset 179172)	-	1,363,946.45
12/1/2015	Gonda 14 Radiographic Room DR Conversion E15-3011 RAD-MCR-GO14-R	4,722.12	110,495.22
12/1/2015	Gonda 14-158 Duo DR Replacement, E15-3014 RAD-MCR-GO14-158	-	154,034.23
12/1/2015	West Pre/Post Remodel, Mary Brigh Main	-	2,022,954.79
8/19/2015	Radiology - Charlton 1, VG6 Replacement E15-3003	-	138,704.91
8/19/2015	GE, DISCOVERY 670 PRO	-	948,408.45
9/21/2016	Cardiovascular Diseases Patient Appointment Coordinator	710.74	200,409.53
12/21/2016	Reproductive Endocrinology and Infertility Relocation	707,244.35	2,493,942.02
12/21/2016	Remodel Mary Brigh 6 to increase Medical ICU capacity	453,973.85	1,917,682.51
12/31/2016	Mayo Building - Substation MA-E-5 Replacement	545,747.80	582,866.28
5/25/2016	Pharmacokinetics Core Relocation	-	469,019.61
6/14/2017	Remodel Baldwin 1 for ISP / Baldwin 1 Entry Vestibule Replacement	3,041,208.27	3,677,863.92
3/15/2017	Mycology/TB Expansion Hilton 8	2,218,729.94	2,628,967.20
3/15/2017	CML/NIL Relocation and Expansion, Hilton 7	188,109.64	1,511,215.84
9/6/2017	Human Cellular Therapy N2 Tank Storage Facility	419,210.80	491,016.90
9/6/2017	Conversion of OR 609 from Hybrid OR to Conventional OR	416,176.81	496,613.67
9/6/2017	Gonda 2 Decontamination Space Remodeling	258,916.14	285,315.21
9/30/2017	Eisenberg AHU S-55 Replacement to Support REI Practice Relocation	582,947.47	665,074.58
2/2/2017	41st Street.	679,428.50	4,892,701.70
8/10/2016	Guggenheim 15-02 integration of core facility and laboratory program)	57,416.80	368,357.82
3/8/2017	Aging Center Space Remodel, Guggenheim 7	104,454.88	551,139.89
6/22/2016	Stabile 11 Lab construction - Revzin	1,830.64	314,372.07
12/7/2016	Installation of Open MRI System, Opus 1	258,014.65	507,975.26
1/11/2017	Lab renovation ST 11, CRM recruit, Dr. Quinn Peterson	20,931.13	121,165.35
10/5/2016	Saint Marys Campus Complex Intervention Unit	36,743.29	2,198,828.39
1/4/2017	E16-3005 MR MCR-GO3 1.5 MR Scanner #1	52,768.23	1,275,996.14
11/10/2016	Siemens - MAGNETOM Aera (Asset 182886; 182863-182881)	-	1,688,565.00
3/30/2017	RMC S-6 AHU Replacement	441,711.11	598,684.56
12/7/2016	SMOP/Radiology Desk	2,873,309.80	3,197,500.73
5/25/2016	Mary Brigh Main SMC Radiology Hybrid Procedural Suite - MR Suite	379,533.58	1,710,562.47
5/5/2016	Philips - Ingenia 1.5T Omega HP R5 Q1 (Asset 183632; 183885-183897)	-	1,474,847.09
10/1/2018	SMH Bulk Medical Gas Systems Replacement	145,986.28	145,986.28
10/1/2018	Mary Brigh Main West Entrance Upgrades	76,388.82	76,388.82
7/24/2018	Neurology EEG/Epilepsy Remodel - DO 2 & JO 2	168,016.79	168,016.79

# Permitted Expenditures from July 1, 2013 to December 31, 2018

Approval Date	Project/Equipment Name	Total Expenditures reported for 2018	Total Spent as of December 31st 2018
	Original project budget approval on 12/9/15. Gugg 13 Remodel - consolidates activities within BMB and provide additional flex space 6/13/18 - approved additional \$25,000 funding	484,303.51	484,303.51
6/13/2018			
11/28/2018	Plummer Library Renovations Phase 3&4	109,777.06	109,777.06
8/22/2018	E17-3007 DE-MCR-CT-MBM-I-MP Hybrid Suite Phase 2	222,814.83	222,814.83
5/3/2018	Philips Healthcare	-	-
2/22/2018	Office of Information Security Consolidation	673,227.06	673,227.06
6/30/2018	Brackenridge Education Room Build out	505,522.17	505,522.17
11/6/2018	Budget Increase - USP 800 Hazardous Drug Handling Remodel	499,899.97	499,899.97
7/1/2018	SMC Chilled Water Distribution Loop- Budget Increase	111,297.18	111,297.18
10/1/2018	Joseph Bldg Scope A Centralized Infrastructure	834,338.49	834,338.49
3/1/2018	RMC S-5 Air Handling Unit Replacement	205,284.23	205,284.23
3/14/2018	Tissue Typing Lab Pre-DNA Extraction Contamination Control	346,947.17	346,947.17
5/24/2017	Retrofitting Med Sci 5 large animal facility; DCM Phase I	117,887.01	117,887.01
2/22/2018	Consolidation/Relocation of Revenue Cycle	1,410,983.35	1,410,983.35
6/13/2018	Gonda 15 Conversation of Family Waiting Room to Pre/Post Space	86,031.55	86,031.55
6/27/2018	GU 5-Chakraborty lab construction, remodel west bay of GU 5 (including Bram lab)	31,554.24	31,554.24
3/14/2018	SMC OR 604,608, and 600 Decontamination Room Remodel, MB 1	1,065,165.59	1,065,165.59
3/14/2018	E-18-3009 NM-MCR-CH1-R-PET/CT DRX2	95,726.10	95,726.10
6/13/2018	SC18-3002 RAD-MCR-MAE4-I-Thoracic Reading Rooms	53,600.24	53,600.24
7/1/2018	Medical Sciences 3 (Dr. A. Pandey and Proteomics Core)	205,876.63	205,876.63
10/1/2018	Pandey Biosafety Hoods-REQ#-R2050798 (PO 20033617)	-	-
10/1/2018	Pandey BIOGNOSYS License-REQ#-R2050806 (PO 20033762)	-	-
10/1/2018	Pandey QPCR-REQ#-R2050879 (PO 20033615)	-	-
10/1/2018	Pandey Fusion Lumos_2018-REQ#-R2050567 (PO 20033606)	-	-
10/1/2018	Pandey Lab Fisher Capital 1-REQ#-R2049967 (PO 20033266)	5,112.60	5,112.60
10/1/2018	Pandey VWR shaker-REQ#-R2050783 (PO 20033611)	-	-
10/1/2018	Pandey Nikon scope-REQ#-R2050789 (PO 20033602)	-	-
6/19/2018	CDI Expansion - Budget Increase	-	-
2/1/2018	Centralized Distribution of Utilities 41st Street	3,319,851.36	3,319,851.36
12/31/2016	Hilton Substation Replacement	1,658,195.91	1,658,195.91
11/15/2017	E17-3006 CT-MCR-GO3-R-3V Scanner	59,816.30	59,816.30
11/15/2017	Siemens Somatom Force (Asset 185457)	1,930,400.00	1,930,400.00
3/15/2017	Psychiatry & Psychology Master Plan Phase II	1,478,395.01	1,478,395.01
3/16/2017	Upgrade of Medium Voltage Switch Center	676,228.05	676,228.05
6/14/2017	Mary Brigh Kitchen Replacement East Tower Ground Level	1,646,009.58	1,646,009.58
3/15/2017	E16-3010 MCR-DT-Incremental Downtown CT Scanner #1	1,372,715.08	1,372,715.08
3/15/2017	Siemens, Somatom Force CT (Asset 188881)	2,084,921.00	2,084,921.00
6/14/2017	E16-3009 RAD-MCR-GO14 Radiographic Room DR Conversion	297,421.83	297,421.83
6/14/2017	Patient Lifts for Mary Brigh PCU 5C & 5F	829,680.46	829,680.46
9/6/2017	Mary Brigh Shell Space Fit-Up (NICU & PICU)	260,515.54	260,515.54
3/15/2017	Antibody/Protein Immunology & Clinical Immunoassay Lab Relocation	3,528,670.37	3,528,670.37
11/15/2017	Saint Marys Dialysis Unit	208,166.23	208,166.23
11/15/2017	E17-3005 MR-MCR-MBM-R-MR29 Replacement	774,913.64	774,913.64
11/15/2017	GE; Signa Artist 1.5T (Assets 188037-188049)	990,208.00	990,208.00
11/15/2017	Enhanced Critical Care Expansion	171,586.57	171,586.57
10/26/2016	Relocation of Dr. Rajiv Kumar's Laboratory to GU 6, Drs. J. Grande and V. Lowe, and C-SiG	259,076.46	259,076.46
11/8/2017	Gonda 19 space remodel	266,907.72	266,907.72
12/31/2017	SMC Mary Brigh Surgical Services AHU Replacement	1,315,937.43	1,315,937.43
1Q17	Mary Brigh 3rd Floor OR Rooms Fit Out	6,475,711.52	6,475,711.52
2Q17	Discovery Square	576,743.77	576,743.77
1Q17	SMC Modernization and Growth	52,749,479.02	52,749,479.02
		████████████████████	452,015,853.42

ATTACHMENT 3

## Certification of Expenditures

### Destination Medical Center

For Calendar Year 2018

Due to Commissioner of Employment and Economic Development (DEED) by April 1

**REVISED AS OF MAY 6, 2019**

The Medical Business Entity and the Destination Medical Center Corporation (DMCC) Board of Directors (assisted by the City of Rochester) hereby submits to the Department of Employment and Economic Development (DEED) the following report for expenditures that relate to the Destination Medical Center (DMC) Development for the calendar year 2018, and the certifications required to support the documentation under the City of Rochester Commissioner of Employment and Economic Development State Infrastructure Aid Agreement.

#### Expenditures Reported this Year

Total Expenditures Reported This Year by Medical Business Entity <sup>1</sup>	\$ 126,492,416.01
Total Expenditures Reported This Year for other Private Entities <sup>1,2</sup>	\$ 135,509,210.36
<b>TOTAL Expenditures This Year</b>	<b>\$ 262,001,626.37</b>

#### All Expenditures claimed since June 30, 2013


Previous Years Expenditures (cumulative)	\$ 428,662,787.00
<b>TOTAL Expenditures This Year<sup>3</sup> (from Box 3)</b>	<b>\$ 262,001,626.37</b>
All Claimed Expenditures as of 12/31/18 (Box 4 plus Box 5)	\$ 690,664,413.37
Qualified Expenditures claimed in 2018 (Box 6 minus \$200,000,000)	\$ 490,664,413.37

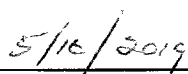
#### State Aid Qualified for this Year (local government match also required)

General State Infrastructure Aid Qualified for (Box 7 multiplied by .0275)	\$ 13,493,271.36
State Transit Aid Qualified for (Box 7 multiplied by .0075 and then multiplied by .6)	\$ 2,207,989.86


By providing my signature below, I am hereby certifying that, to the best of my knowledge, the information stated herein is accurate, true and complies with the provisions of Statute 467.47 of the State of Minnesota and the approved methodology as outlined in the City of Rochester Commissioner of Employment and Economic Development State Infrastructure Aid Agreement.

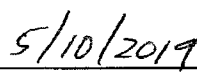
#### For Expenditures By the Medical Business Entity:

  
\_\_\_\_\_  
Mayo Clinic Chief Financial Officer

  
\_\_\_\_\_  
Date

#### For all other Expenditures:

  
\_\_\_\_\_  
Destination Medical Center Corporation

  
\_\_\_\_\_  
Date


<sup>1</sup> Expenditures need to be after June 30, 2013

<sup>2</sup> Other Private Entities' certification of expenses may be certified retroactively in 2014 after the Destination Medical Center District and Development Plan are adopted.

<sup>3</sup> This figure is based solely upon project building permit costs. Minn. Stat. § 469.47, subd 1(d) permits additional expenditures, and discussion is underway as to how to document such additional expenditures, which may result in adjustments.



Mayor Kim Norton  
201 4th Street SE – Room 281  
Rochester, MN 55904-3782  
Phone: (507) 328-2700 Fax: (507) 328-2727  
FIRST CLASS CITY • FIRST CLASS SERVICE



May 31, 2019

Steve Grove  
Commissioner  
Minnesota Department of Employment and Economic Development  
Economic Development Division  
1<sup>st</sup> National Bank Building  
332 Minnesota Street Suite E200  
St Paul, MN 55101-1351

RE: City of Rochester Revised DMC Certificate of Contributions for January 1, 2018  
through December 31, 2018

Dear Commissioner Grove:

The City of Rochester is hereby revising our certification of our local contributions for calendar year 2018 towards the local matching contributions for the Destination Medical Center development. The original certification of 2018 expenses, dated March 21, 2019, was for the amount of \$12,811,796.82. The cumulative previous contributions total \$28,579,124.00, for a combined total of \$41,390,920.82. Since that time, after review with internal and DEED staff, changes were made to the certified total.

For 2018, upon review, we made an adjustment in the total expense claimed for costs attributed to transportation studies that will be part of the amended plan. The cumulative effect of this change is an increase to our certification for 2018. Our new certified 2018 amount is \$17,656,037.24 for a cumulative total of contributions as of 12/31/2018 of \$46,235,161.24.


This revised certification is pursuant to the executed agreement between DEED and the City of Rochester. The certification is made based on unaudited numbers. Pursuant to that agreement, the City may revise this certification based on adjustments made prior to June 1 of this year.





Mayor Kim Norton  
201 4th Street SE – Room 281  
Rochester, MN 55904-3782  
Phone: (507) 328-2700 Fax: (507) 328-2727

FIRST CLASS CITY • FIRST CLASS SERVICE



DEED  
Page 2  
May 31, 2018

The City sincerely appreciates the assistance that has been and continues to be provided to us from you and your staff as we undertake this important DMC Development for Minnesota.

Sincerely,

Kim Norton, Mayor  
City of Rochester

Steve Grove, Commissioner

c: Kevin McKinnon  
Jeremy Lacroix  
R.T. Rybak, Chair DMC Corporation  
Steve Rymer  
Lisa Clarke

Aaron Parrish  
Brent Svenby  
Kathleen Lamb  
Dale Martinson  
Amanda Jacob

## Certification of Contributions

### City of Rochester

For Calendar Year 2018

Due to Commissioner of Employment and Economic Development (DEED) by April 1

**REVISED AS OF MAY 31, 2019**

The City of Rochester hereby submits to the Department of Employment and Economic Development (DEED) the following report for Contributions that relate to the Destination Medical Center (DMC) Development for the calendar year 2018, as required by the City of Rochester Commissioner of Employment and Economic Development State Infrastructure Aid Agreement. The city may revise this certification based on audit adjustments prior to June 1.

#### GENERAL STATE AID

##### General Aid Contributions Reported this Year

TOTAL Contributions Reported This Year by the City of Rochester <sup>1</sup>	\$ 17,656,037.24	1
--	------------------	---

##### General State Aid Qualified for this Year (Medical Entity/DMCC match also required)

General State Infrastructure Aid Qualified for (Annual Exp. multiplied by \$2.55)	\$ 45,022,894.96	2
---	------------------	---

##### Cumulative City General Aid Contributions

Cumulative Previous Contributions	\$ 28,579,124.00	3
-----------------------------------	------------------	---

Contributions This Year	\$ 17,656,037.24	4
-------------------------	------------------	---

Cumulative Contributions as of 12/31/2018	\$ 46,235,161.24	5
---	------------------	---

Cumulative State Aid Qualified for as of 12/31/2018	\$ 117,899,661.16	6
---	-------------------	---

State GSIA expended this year	\$ 1,729,020.86	7
-------------------------------	-----------------	---

#### TRANSIT AID

##### Transit Aid Contributions Reported this Year

Transit Aid Contributions Reported This Year by the City of Rochester <sup>1,2</sup>	0	8
--	---	---

##### Transit State Aid Qualified for this Year (Medical Entity/DMCC match also required)

State Transit Aid Aid Qualified for	0	9
-------------------------------------	---	---

##### Cumulative City Transit Aid Contributions

Cumulative Previous Contributions	0	10
-----------------------------------	---	----


Contributions This Year (from Box 8)	0	11
--------------------------------------	---	----

Cumulative Contributions as of 12/31/2017	0	12
---	---	----

Cumulative State Aid Qualified for as of 12/31/2017	0	13
---	---	----

State Transit Aid expended this year	0	14
--------------------------------------	---	----

By providing my signature below, I am hereby certifying the information stated herein is accurate, true and complies with the provisions of Statute 469.47 of the State of Minnesota and the approved methodology as outlined in the City of Rochester Commissioner of Employment and Economic Development State Infrastructure Aid Agreement.

  
 \_\_\_\_\_  
 Mayor, City of Rochester

5/31/19  
 \_\_\_\_\_  
 Date

  
 \_\_\_\_\_  
 City Administrator, City of Rochester

5/31/19  
 \_\_\_\_\_  
 Date

<sup>1</sup> Funds expended need to be after June 30, 2013

<sup>2</sup> Transit Aid match may come from the City or Olmsted County

**EXHIBIT B**  
**to February 15, 2020 Report**

June 25, 2019

R.T. Rybak, Chair  
Destination Medical Center Corporation  
The Minneapolis Foundation  
800 IDS Center  
80 S 8th Street  
Minneapolis, MN 55402

Jeff Bolton, Chief Administrative Officer  
Mayo Clinic  
200 First Street SW  
Rochester, MN 55905

Dear Mr. Rybak and Mr. Bolton:

Thank you for submitting the 2018 Certification of Expenditures for Destination Medical Center (DMC). We are excited to assist with this initiative to make the Mayo Clinic, Rochester, and Minnesota a premier medical destination.

Your revised certification listed \$126,492,416.01 in Mayo Clinic expenditures and \$135,509,210.36 in other expenditures. The Mayo Clinic provided DEED with information on all invoices and payments (more than 11,000 entries) to account for their certification amount. You also provided an independent third party report from Ernst & Young LLP stating the law and procedures for certifying expenditures are being followed properly. Additionally, DEED staff reviewed invoices and payments in your certification. We selected 56 expenditures totaling more than \$7 million. We selected one expenditure from each of the 46 new projects listed. We also selected 10 random entries from previously reviewed projects. All invoices for the selected expenditures were on file and payments were made in a timely fashion. DEED staff also confirmed that projects had building permits after June 30, 2013. DEED acknowledges the expenses and payments met guidelines and the internal accounting and auditing system the Mayo Clinic has in place is sufficient.

Additionally, the DMCC and the City of Rochester provided DEED with a list of 11 completed projects for \$13,189,358 in expenditures. DEED randomly selected 10 permits and was provided the permit application, permit, project closeout, and map of projects. From this information, DEED confirmed the projects' values, dates, eligibility, and completion. The city also approved \$122,319,852.36 in expenditures on six projects that are completed over multiple years. The total revised 2018 Certification of Expenditures was \$135,509,210.36. DMCC contracted with Clifton Larson Allen (CLA) to complete a review on its Certification to insure it is correct. CLA issued an opinion that the amount of the DMCC certification process was correct.

As required by law, I have determined that the amount of 2018 Destination Medical Center Expenditures are the \$262,001,626.37 as you certified. DMC cumulative Expenditures are now

---

**Economic Development Division**

1st National Bank Building 332 Minnesota Street E200 Saint Paul, MN 55101-1351  
651-259-7432 PHONE 800-657-3858 TOLL FREE 651-296-5287 Fax www.mn.gov/deed

\$690,644,413.37. As directed by statute, \$200 million is subtracted from this amount to provide Qualified Expenditures of \$490,644,413.37. Based on this figure and adequate general aid contributions from the city, I have determined the City of Rochester has qualified for \$13,493,271.36 of General State Infrastructure Aid in 2018. As per state statute, this payment will be made prior to September 1.

Thank you again for your efforts on this groundbreaking economic development effort.

Regards,

A handwritten signature in black ink, appearing to read "Steve Grove". The signature is fluid and cursive, with a prominent initial "S".

Steve Grove  
Commissioner

C: Lisa Clarke, Economic Development Agency Executive Director  
Brent Svenby, City of Rochester



# EMPLOYMENT AND ECONOMIC DEVELOPMENT

June 25, 2019

The Honorable Kim Norton  
Mayor, City of Rochester  
201 4<sup>th</sup> Street SE – Room 281  
Rochester, MN 55904-3708

Dear Mayor Norton:

Thank you for submitting the 2018 Certification of Contributions for Destination Medical Center (DMC). We are excited to assist with this initiative to make the Mayo Clinic, Rochester, and Minnesota a premier medical destination.

Your revised 2018 Certification listed \$17,656,037.24 in city contributions between July 1, 2013 and December 31, 2018. You provided a detailed listing of more than 1,000 expenditures. These expenditures consisted of direct DMC expenses paid by the city as well as DMC Corporation and DMC Economic Development Authority expenses paid for by the city. From that list, DEED randomly selected 43 expenses for review. We reviewed invoices, payments and city payroll files for accuracy and eligibility.

Additionally, the city provided DEED with an independent third party report from Clifton Larson Allen stating the law and procedures for certifying contributions are being followed properly.

The amount of your contributions qualifies you for \$45,022,894.96 million of general aid, however Expenditures from Mayo Clinic and others were \$690,664,413.37. This amount of Expenditures reduces the amount of general aid to the city to \$13,493,271.36. Your excess Contributions will be credited towards future years. We will be providing payment of \$13,493,271.36. to you prior to September 1 as mandated by statute.

Thank you again for your efforts on this groundbreaking economic development effort.

Regards,

Steve Stone  
Commissioner

C: R.T. Rybak, Chair of Destination Medical Center Corporation  
Jeff Bolton, Chief Administrative Officer Mayo Clinic and Chair of Economic Development Agency  
Board of Directors  
Lisa Clarke, Economic Development Agency Executive Director

---

#### Economic Development Division

1st National Bank Building ■ 332 Minnesota Street ■ E200 ■ Saint Paul, MN 55101-1351  
651-259-7432 PHONE ■ 800-657-3858 TOLL FREE ■ 651-296-5287 Fax ■ [www.mn.gov/deed](http://www.mn.gov/deed)

AN EQUAL OPPORTUNITY EMPLOYER AND SERVICE PROVIDER

**EXHIBIT C**  
**to February 15, 2020 Report**

**EXHIBIT C**

Post-Sale

**\$21,265,000**

**Rochester, Minnesota  
General Obligation Tax Increment Revenue Bonds, Series 2017B  
(Parking Ramp Project)**

**DEBT SERVICE SCHEDULE**

Date	Principal	Coupon	Interest	Total P+I
02/01/2018	-	-	-	-
08/01/2018	-	-	540,639.84	540,639.84
02/01/2019	550,000.00	5.000%	381,628.13	931,628.13
08/01/2019	-	-	367,878.13	367,878.13
02/01/2020	735,000.00	5.000%	367,878.13	1,102,878.13
08/01/2020	-	-	349,503.13	349,503.13
02/01/2021	775,000.00	5.000%	349,503.13	1,124,503.13
08/01/2021	-	-	330,128.13	330,128.13
02/01/2022	815,000.00	5.000%	330,128.13	1,145,128.13
08/01/2022	-	-	309,753.13	309,753.13
02/01/2023	855,000.00	5.000%	309,753.13	1,164,753.13
08/01/2023	-	-	288,378.13	288,378.13
02/01/2024	895,000.00	5.000%	288,378.13	1,183,378.13
08/01/2024	-	-	266,003.13	266,003.13
02/01/2025	940,000.00	5.000%	266,003.13	1,206,003.13
08/01/2025	-	-	242,503.13	242,503.13
02/01/2026	990,000.00	5.000%	242,503.13	1,232,503.13
08/01/2026	-	-	217,753.13	217,753.13
02/01/2027	1,035,000.00	5.000%	217,753.13	1,252,753.13
08/01/2027	-	-	191,878.13	191,878.13
02/01/2028	1,090,000.00	2.000%	191,878.13	1,281,878.13
08/01/2028	-	-	180,978.13	180,978.13
02/01/2029	1,110,000.00	2.250%	180,978.13	1,290,978.13
08/01/2029	-	-	168,490.63	168,490.63
02/01/2030	1,135,000.00	3.000%	168,490.63	1,303,490.63
08/01/2030	-	-	151,465.63	151,465.63
02/01/2031	1,170,000.00	2.750%	151,465.63	1,321,465.63
08/01/2031	-	-	135,378.13	135,378.13
02/01/2032	1,200,000.00	2.750%	135,378.13	1,335,378.13
08/01/2032	-	-	118,878.13	118,878.13
02/01/2033	1,235,000.00	2.875%	118,878.13	1,353,878.13
08/01/2033	-	-	101,125.00	101,125.00
02/01/2034	1,270,000.00	2.875%	101,125.00	1,371,125.00
08/01/2034	-	-	82,868.75	82,868.75
02/01/2035	1,305,000.00	3.000%	82,868.75	1,387,868.75
08/01/2035	-	-	63,293.75	63,293.75
02/01/2036	1,345,000.00	3.000%	63,293.75	1,408,293.75
08/01/2036	-	-	43,118.75	43,118.75
02/01/2037	1,385,000.00	3.000%	43,118.75	1,428,118.75
08/01/2037	-	-	22,343.75	22,343.75
02/01/2038	1,430,000.00	3.125%	22,343.75	1,452,343.75
<b>Total</b>	<b>\$21,265,000.00</b>	<b>-</b>	<b>\$8,185,705.47</b>	<b>\$29,450,705.47</b>

1), 2) below

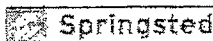
**SIGNIFICANT DATES**

Dated Date.....	11/16/2017
Delivery Date.....	11/16/2017
First Coupon Date.....	8/01/2018

**Yield Statistics**

Bond Year Dollars.....	\$254,390.21
Average Life.....	11.963 Years
Average Coupon.....	3.2177754%
Net Interest Cost (NIC).....	2.7176241%
True Interest Cost (TIC).....	2.6417803%
Bond Yield for Arbitrage Purposes.....	2.6130470%
All Inclusive Cost (AIC).....	2.6889724%
IRS Form 8038	
Net Interest Cost.....	2.6154299%
Weighted Average Maturity.....	11.612 Years

Series 2017B GO TR Parks | SINGLE PURPOSE | 10/16/2017 | 12:02 PM



**Footnotes:**

- 1) Scheduled payments through 2019 have been completed.
- 2) Of the \$21,265,000 issued for the parking ramp construction through this Series 2017B, \$10 million has been approved by the DMCC board as "local match" dollars.