



City of Rochester  
201 4th Street SE  
Rochester, MN 55904

Phone: 507-328-2900  
Fax: 507-328-2901

February 3, 2022

Received  
FEB 16 2022  
Commissioner's Office

The Honorable John Jasinski  
Chair, Local Government Committee  
Minnesota State Senate  
3211 Minnesota Senate Building  
95 University Ave W  
St. Paul, MN 55155

The Honorable Sandra Masin  
Chair, Local Government Division  
Minnesota House of Representatives  
543 State Office Building  
100 Rev. Dr. Martin Luther King Jr. Blvd.  
St. Paul, MN 55155-1206

The Honorable Steve Cwodzinski  
Local Government Committee  
Minnesota State Senate  
2231 Minnesota Senate Building  
95 University Ave W  
St. Paul, MN 55155

The Honorable Duane Quam  
Local Government Division  
Minnesota House of Representatives  
247 State Office Building  
100 Rev. Dr. Martin Luther King Jr. Blvd.  
St. Paul, MN 55155-1206

The Honorable Mary Kiffmeyer  
Chair, State Government Finance and Policy  
and Elections  
Minnesota State Senate  
3103 Minnesota Senate Building  
95 University Ave W  
St. Paul, MN 55155

The Honorable Michael Nelson  
Chair, State Government Finance and Policy  
Minnesota House of Representatives  
585 State Office Building  
100 Rev. Dr. Martin Luther King Jr. Blvd.  
St. Paul, MN 55155-1206

The Honorable Jim Carlson  
State Government Finance and Policy  
and Elections  
Minnesota State Senate  
2207 Minnesota Senate Building  
95 University Ave W  
St. Paul, MN 55155

The Honorable Jim Nash  
State Government Finance and Policy  
Minnesota House of Representatives  
349 State Office Building  
100 Rev. Dr. Martin Luther King Jr. Blvd.  
St. Paul, MN 55155-1206

The Honorable Eric Pratt  
Chair, Jobs and Economic Growth Finance  
and Policy Committee  
Minnesota State Senate  
3219 Minnesota Senate Building  
95 University Ave W  
St. Paul, MN 55155

The Honorable Mohamud Noor  
Chair, Workforce and Business Development  
Finance and Policy Committee  
Minnesota House of Representatives  
379 State Office Building  
100 Rev. Dr. Martin Luther King Jr. Blvd.  
St. Paul, MN 55155-1206



The Honorable Bobby Joe Champion  
Jobs and Economic Growth Finance and  
Policy Committee  
Minnesota State Senate  
2401 Minnesota Senate Building  
95 University Ave W  
St. Paul, MN 55155

The Honorable Julie Rosen  
Chair, Finance Committee  
Minnesota State Senate  
2113 Minnesota Senate Building  
95 University Ave W  
St. Paul, MN 55155

The Honorable John Marty  
Finance Committee  
Minnesota State Senate  
2301 Minnesota Senate Building  
95 University Ave W  
St. Paul, MN 55155

The Honorable Carla Nelson  
Chair, Taxes Committee  
Minnesota State Senate  
3235 Minnesota Senate Building  
95 University Ave W  
St. Paul, MN 55155

The Honorable Ann Rest  
Taxes Committee  
Minnesota State Senate  
2217 Minnesota Senate Building  
95 University Ave W  
St. Paul, MN 55155

Commissioner Steve Grove  
Minnesota Department of Employment and  
Economic Development  
1<sup>st</sup> National Bank Building  
332 Minnesota Street, Suite E200  
St. Paul, MN 55101-1351

Commissioner Robert Doty  
Minnesota Department of Revenue  
600 North Robert Street  
St. Paul, MN 55101

The Honorable Rod Hamilton  
Workforce and Business Development  
Finance and Policy Committee  
Minnesota House of Representatives  
277 State Office Building  
100 Rev. Dr. Martin Luther King Jr. Blvd.  
St. Paul, MN 55155-1206

The Honorable Rena Moran  
Chair, Ways and Means Committee  
Minnesota House of Representatives  
449 State Office Building  
100 Rev. Dr. Martin Luther King Jr. Blvd.  
St. Paul, MN 55155-1206

The Honorable Pat Garofalo  
Ways and Means Committee  
Minnesota House of Representatives  
295 State Office Building  
100 Rev. Dr. Martin Luther King Jr. Blvd.  
St. Paul, MN 55155-1206

The Honorable Paul Marquart  
Chair, Taxes Committee  
Minnesota House of Representatives  
597 State Office Building  
100 Rev. Dr. Martin Luther King Jr. Blvd.  
St. Paul, MN 55155-1206

The Honorable Greg Davids  
Taxes Committee  
Minnesota House of Representatives  
283 State Office Building  
100 Rev. Dr. Martin Luther King Jr. Blvd.  
St. Paul, MN 55155-1206

The Honorable Mark Thein  
Chair, Olmsted County  
Board of Commissioners  
151 4th St SE  
Rochester, MN 55904

Re: Destination Medical Center  
February 15, 2022 Report

Dear Senators, Representatives, Commissioners and Chairs:

On behalf of the Destination Medical Center Corporation (the "DMCC") and the City of Rochester (the "City"), we are pleased to submit this report on the progress of the Destination Medical Center initiative, in accordance with Minnesota Statutes, Sections 469.40 – 469.47 (the "Act").

As we look back on the year 2021, the value of the Destination Medical Center ("DMC") initiative is more clear than ever: this model public-private partnership proved resilient enough to help meet the continuing challenges posed by the COVID-19 pandemic, as well as providing a meaningful foundation for the years 2022 and beyond.

We are particularly proud to report that from 2013 through 2021, the collective efforts of Mayo Clinic and other private entities exceeded \$1 billion in qualified private investments.

Specifically, in 2021, we certified a total of \$144,101,481.33 for the year ending December 31, 2020, which includes \$60,341,258.46 in Mayo Clinic investments and \$83,760,222.85 in other private investments. The cumulative total of Mayo Clinic and other private investments through 2020, is \$1,106,896,136.12. The City of Rochester has contributed \$54,132,085.87 in certified expenditures from July 1, 2013 through December 31, 2020.

In addition to these secured investments, there are more than a dozen projects either proposed or under construction, the majority of which are private investments with no direct DMC public assistance. Approved DMC public infrastructure projects have created construction jobs that generate median wages of more than \$39 per hour, plus benefits.

In 2021, much focus was given to continue the DMCC priorities:

Discovery Square: Discovery Square is a sixteen-square-block area in the Development District and is the cornerstone of the DMC economic development strategy. As a live, work, and play environment, it has become a hub of biomedical research, education, and technology innovation.

One Discovery Square, an 89,000 square foot building designed to support the acceleration and translation of the most promising health-related therapies and technology, is a key component to the continued development of the Discovery Square subdistrict innovation ecosystem. It was completed and opened in 2019, and is currently at 100 percent capacity as a home to several leading local and global health care companies.

Two Discovery Square represents the expansion of DMC's health care innovation campus. It is currently under construction. It is a 125,000 square foot bioscience building that will feature tech-forward tenant spaces designed with flexible lab capacity and leading-edge technology. Project completion is scheduled for January, 2022.

Discovery Walk is a four-block linear parkway along 2<sup>nd</sup> Avenue SW that will serve pedestrians and vehicle traffic while also serving as a catalyst to future private

development in Discovery Square. The project has been approved, and construction will commence in early 2022, with completion scheduled for 2023.

Heart of the City Phase 1 – Peace Plaza: Heart of the City creates a true center of the City, where Mayo Clinic, commercial, hospitality, retail, and residential meet. Restoration of Peace Plaza public space and adjacent streets and alleys has been in the planning stages for several years. It is a transformative project that includes improved safety, accessibility, universal design elements, sustainability, integrated art and improved infrastructure. A specific “Business Forward” Strategy was developed to support and respond to business needs during construction. Additionally, efforts were made to allow access to and accommodation of businesses operating adjacent to the construction site. The construction schedule was also accelerated to ensure that construction activities do not unnecessarily inhibit the resumption of normal commerce and public events as the risk presented by the COVID-19 pandemic recedes. Phase 1 of this project was substantially completed in 2021. A post-occupancy evaluation planned for 2022 is expected to inform future DMC public space and infrastructure development.

Mobility: A forward-thinking transportation plan is integral to DMC’s success. With the 2019 selection of the locally preferred alternative for route and mode of the transit line and an additional emphasis on creating transit villages, the City, Olmsted County (the “County”), the DMCC and the Destination Medical Center Economic Development Agency (the “EDA”) worked together to submit a Federal Transit Administration (FTA) Small Starts Grant application. We are pleased to report that the project received a Medium-High rating from the FTA Capital Investment Grants Program, and was included in the President’s proposed federal budget. If successful, the federal grant will support an approximately three-mile bus rapid transit (“BRT”) route that will run from the west transit village in northwest Rochester to downtown Rochester via 2<sup>nd</sup> Street SW, with seven station stops along the route. This BRT route, which will feature energy-efficient electric buses, is expected to be the first phase of a more extensive transit circulator. At the Mayo Clinic Hospital Saint Marys Campus Station, a transit center will be built, along with a pedestrian tunnel connecting the hospital and transit center. The proposed BRT was re-branded in 2021 to “Link” rapid transit. DMC analyses of the transit route and mode, transit villages, and transit stops indicate that significant economic development opportunities will be created by this transit project and already there are several private development projects proposed along the rapid transit corridor. This was studied further in 2020 with the creation of the “New Rapid Transit For A Growing, Equitable Rochester,” a transit-oriented development (“TOD”) study. Additionally, the City has established bike- and car-sharing programs, piloted scooter-sharing, and marketed the services offered by the “Arrive Rochester” transportation management association.

Accessing DMC Funding: A particular focus of the City and DMCC has been on ensuring that the local economy in the DMC development district is provided assistance and support. To that end, a funding application process for small and medium development projects has been approved and will be launched in 2022, to assist small and medium business owners and to aid in economic recovery and downtown retail revitalization, all consistent with the DMC initiative.

COVID-19 Economic Recovery: Once the COVID-19 pandemic started, all of our partners, the City, the County, Mayo Clinic and the EDA recognized that we needed to pivot, to try to address the new challenges presented by the pandemic in order to blunt the harshest economic impacts of the pandemic and best position Rochester to lead southeastern

Minnesota's post-pandemic economic recovery. Last year HR&A Advisors were engaged to perform a COVID-19 impact analysis to assess dual crises: the unprecedented global health emergency and the steepest job loss on record. To address some of the findings contained in that analysis, including recommendations to support economic diversification, the creative re-use of underutilized commercial space, and the proactive support of private development, the EDA collaborated with the City on a DEED Main Street Grant Economic Revitalization Program Application, to be used for capital projects only, with priority going to BIPOC applicants and to properties that are vacant. The grant of \$3.12 million was awarded to the EDA, and requires a 70% match from other sources. The application process and scoring criteria are currently being developed.

2022 Budget: In 2021, the DMCC approved a budget, in which the City concurred, that reflects the strategic priorities for 2022, which include: transportation, public realm, housing, workforce, transformative projects and sustainability.

This report will provide a brief background of Destination Medical Center and then provide the responses required by the Act.

I. **Destination Medical Center: Background.**

A. Private Investment Leads the Public Investment.

The Act required that private investment lead the way for this private-public model of partnership: over \$200,000,000 in Mayo Clinic and other private investment had to occur before any state funding would begin to flow. That threshold was met, and exceeded, in 2017.

B. Development Plan.

One of the primary goals of the Act was the adoption of a Development Plan. In September 2013, the DMCC established specific goals and objectives for the Development Plan: to create a comprehensive strategic plan, and over the life of the project, to stimulate over \$5 billion in private investment that will be supported by \$585 million in public funds, create 35,000-45,000 new jobs, generate \$7.5 billion to \$8.5 billion in net new tax revenue, and achieve the highest quality patient, visitor and resident experience.

The Development Plan is the strategic framework for the Destination Medical Center initiative, establishing a comprehensive business and economic development strategy. It addresses several items, including land use, transportation and infrastructure planning, market research, funding priorities, business and economic development and market strategies. Upon making the findings set forth in the Act, including finding that the City had approved the Development Plan, the DMCC adopted the Development Plan on April 23, 2015. The Act requires that the Development Plan be updated not less than every five years. The "Five-Year Update" was approved by the City and by the DMCC in 2020, and is more fully described below.

C. Mission Statement.

The DMCC's mission statement provides a framework to guide its work:

With Mayo Clinic at its heart, the Destination Medical Center (DMC) Initiative is the catalyst to position Rochester, Minnesota, as the world's premier destination for health and

wellness; attracting people, investment, and jobs to America's City for Health and supporting the economic growth of Minnesota, its bioscience sector, and beyond.

D. Website.

The DMCC's website is: [www.dmc.mn](http://www.dmc.mn). The website contains the regular meeting schedule, meeting agendas, minutes and other information on DMCC activities, as well as project updates, investor and developer information, subdistrict descriptions, market research, and ongoing activities of the EDA. The City's website, [www.rochestermn.gov](http://www.rochestermn.gov), also has a link to the DMCC website.

**II. Specific Elements Required to Be Included in the Report.**

The Act requires that certain elements be included in this annual report. Some of what is presented here has been referenced above.

A. "The Development Plan and any proposed changes to the Development Plan."

The Development Plan was initially adopted on April 23, 2015, and amended in 2016 and in 2020 to modify the Destination Medical Center Development District, the geographic area in the City of Rochester in which public infrastructure projects are implemented to support DMC.

The Act requires that the Development Plan be updated not less than every five years. As noted above, the Five-Year Update was posted publicly and a public hearing was held in 2020. Pursuant to the statutory requirements, the City approved the Five-Year Update, and subsequently the DMCC adopted it as well. The Development Plan and the Five-Year Update can be found at the DMCC website: [www.dmc.mn](http://www.dmc.mn).

B. "Progress of projects identified in the Development Plan."

According to the Act, a project must be approved by the DMCC before it is proposed to the City. The DMCC must review the project proposal for consistency with the adopted Development Plan. Since the adoption of the Development Plan on April 23, 2015, several projects have been approved by the DMCC.

1. Completed Projects.

There have been multiple completed projects since the adoption of the Development Plan, ranging from the Chateau Theatre, hotels, housing and commercial and office space. The list of complete projects can be found at Exhibit A.

2. Projects Underway.

Discovery Walk: Design development is underway for this four-block linear parkway, and construction will begin in 2022. This public realm space provides the linkage between Mayo Clinic and the Discovery Square projects.

Two Discovery Square: This expansion of the DMC bio-medical, research and technology innovation campus is a keystone to the DMC economic development strategy and is contemplated to be a 125,000 square foot building. Like One Discovery Square, this new construction will support emerging entrepreneurs and

innovators across health industry sectors. The groundbreaking occurred in 2020, and is on track to be completed in 2022.

Riverfront Reimagined: Following a City-initiated small area plan study for a 60+ acre area, located southeast of the downtown core on the Zumbro River, the City issued a request for proposals from qualified teams to lead a community process to develop a plan to link this “front door” to the river to a gateway into downtown. The plan is intended to guide the transformation of the redevelopment area to a future mixed-use neighborhood.

Bryk Project: The Bryk Project is a mixed-use, mixed-income apartment building consisting of 180 workforce housing apartments, providing rent at varying levels. Construction began in 2021, and completion is expected by Fall, 2022.

Mobility: Rochester Rapid Transit, re-branded in 2021 to “Link” rapid transit, is an approximately three-mile bus rapid transit (“BRT”) route that, in its first phase, will run from a west transit village to downtown Rochester with seven stations. As noted, DMCC and the City approved the submission of a grant application to the Federal Transit Administration, seeking 49% of the capital costs, with the remaining portion to be paid by DMC State and County Transit Aid. The project received a Medium-High rating from the FTA, and was included in the President’s proposed federal budget.

There are several other projects underway, in the initial stages of planning, or expected to come to fruition in 2022. The status of these projects will be reported in a future annual report.

In addition to the approved projects noted above, the DMCC and the City have approved a Capital Improvement Plan (“CIP”) for public infrastructure projects for 2022. Projects identified in the CIP are categorized as follows: Public Realm, Strategic Redevelopment, Streets and Sewers, and Mobility.

Public Realm Projects include:

- Heart of the City
- Discovery Walk Design and Implementation
- Discovery Walk Phase 2 – Soldiers Field Park
- Chateau Theatre Improvements

Streets and Sewers Projects include:

- Downtown District Energy System
- Block 6 Ramp – Roadway Improvements
- Downtown Sidewalk Experience Enhancements

Mobility Projects include:

- Arrive Rochester Implementation
- Rapid Transit Implementation

The DMC-funded projects above are only a portion of the number and type of public and private development projects in the DMC district. Early strategic DMC investments in public infrastructure and commercial and residential projects successfully established Rochester as a destination for investment and development. Other projects, which are now proceeding without the need for public DMC support, include workforce and market-rate housing, extended stay

hotels for patients and companions, renovations to historic properties, world-class medical care and research facilities, co-working space, small business improvements, and more.

C. “Actual costs and financing sources, including the amount paid under Minnesota Statutes Section 469.47, and required local contributions of projects completed in the previous two years by the DMCC, City, Olmsted County and Mayo.”

The Act requires that an annual certification of private investment by Mayo Clinic and other private investors be made to DEED by April 1 of each year, and DEED must certify that \$200,000,000 of private investment has been made before any state funding may be paid. This threshold was met and exceeded in 2017. The cumulative total amount of private and Mayo Clinic certified investments to date is \$1,106,896,136.12.

In compliance with Minnesota Statutes Section 469.47, attached is the annual certification of Mayo Clinic and other private investment that was submitted to DEED on March 23, 2021, and the revised annual certification of City expenditures, which was submitted to DEED on May 5, 2021 (Exhibit B). DEED conducted its own audit process of the certified expenditures, requested revisions, and then approved the expenditures. The DEED certifications, dated June 11, 2021, are attached (Exhibit C).

In addition, we offer the following information:

1. Through December 31, 2021, State Infrastructure Aid in the amount of \$68,384,980.36 has been received. No State Transit Aid has been received.
2. Actual costs paid by the City from commencement through December 31, 2021 have totaled \$73,156,419.92, based on year-end unaudited costs. The funding source was initially City internal borrowing, which is being repaid, along with the costs for new projects and initiatives, by the City's 0.25% DMC sales tax. The City has also issued capital debt for a new parking ramp in the district. Just as the Mayo Clinic investments and other private investments have underscored the commitment to DMC, so too have the City contributions.
3. Through December 31, 2021, Olmsted County has contributed \$13,500,000.
4. The 2022 combined operating and capital improvements budget for the DMCC totals \$62,594,888, a portion of which (approximately \$20 million) is being paid for with funding other than DMC funds. Of this amount \$3,000,000 will be provided by Olmsted County from its 0.25% sales tax. The remaining amount is to be provided by the City of Rochester from a variety of City funding sources, including its 0.25% DMC sales tax. In addition, Mayo Clinic has pledged financial and in-kind funding to the EDA in the amount of \$1,411,390.

D. “Estimated costs and financing sources for projects to be started in the next two years by the DMCC, City, Olmsted County and Mayo.”

The Development Plan sets forth a framework and examples of projects that may be considered for funding in the next several years. Each project will be approved on an individual basis. See also the response to “B” and “C,” above.



E. "Debt service schedules for all outstanding obligations of the City for debt issued for projects identified in the plan."


The debt service schedule is attached as Exhibit D.

CONCLUSION

Thank you for your consideration of this annual report. On behalf of both the DMCC and the City, we welcome your comments or questions. We look forward to continued progress on the Destination Medical Center initiative in 2022.



\_\_\_\_\_  
R.T. Rybak, Chair  
Destination Medical Center Corporation



\_\_\_\_\_  
Kim Norton, Mayor  
City of Rochester

Enclosures  
cc: Legislative Reference Library

**EXHIBIT A**  
**to February 15, 2022 Report**

## **EXHIBIT A**

### **Major Completed Non-Mayo Clinic Projects in the Destination Medical Center Development District**

#### **I. PROJECTS COMPLETED WITH DMCC FUNDING ASSISTANCE**

The Hilton Rochester Mayo Clinic Area (formerly known as the "Broadway at Center" project): is located in the "Downtown Waterfront" subdistrict as described in the Development Plan. Approved in 2015, this 371,000 square foot mixed-use project includes a 264-room hotel, restaurants, retail space, a skyway connection, and a five-level public parking ramp with 540 public spaces and 90 private spaces. The restaurants and hotel opened in 2019.

The Berkman Apartments (formerly known as the "Alatus Project"): is located on 2<sup>nd</sup> Street SW in the "Saint Marys" subdistrict as described in the Development Plan. Approved in 2016, this mixed-use project involved the construction of an approximately 350,000 square foot, thirteen-level commercial and residential complex. It includes 350 market-rate rental units, created an estimated 235 construction jobs and eight permanent jobs, and generated a total of \$115 million in private investment. The Berkman was completed in 2020.

The Maven on Broadway (formerly known as Urban on First): is located south of 4<sup>th</sup> Street SW between 1<sup>st</sup> Avenue SW and Broadway Avenue, and is in the "Discovery Square" subdistrict as described in the Development Plan. Approved in 2017, this approximately \$38 million mixed use project includes a six-story building with 156 market rate rental units, parking, and street level commercial and retail space for a total of 238,700 square feet. The Maven on Broadway was completed in 2019.

One Discovery Square (formerly known as Discovery Square Phase One): is on First Avenue SW in the "Discovery Square" subdistrict as described in the Development Plan. Approved in 2017, this approximately \$35 million bio-science building will be a center of innovation and is housing companies whose mission is to accelerate bio-science and technology discoveries to market. The four-story, 89,000 square foot building includes office, collaborative and retail space. As noted above, this project is the first phase of achieving a key component of the Development Plan: providing jobs in the bio-science sector. One Discovery Square was completed in 2019 and is approximately 100 percent leased.

Wells Fargo Renovation (21 1<sup>st</sup> Street SW): This project is a renovation of a 92,000 square foot existing building, located in the "Heart of the City" subdistrict as described in the Development Plan. Approved in 2018, this project is a catalyst for the public realm in the Heart of the City subdistrict and includes connections to the street and pedestrian skyway. The renovation has made approximately 23,000 additional square feet of commercial or office space available. The project created an estimated 30 construction jobs and provided 115 permanent jobs. This project was completed in 2020.

Hotel Indigo Renovation: The Hotel Indigo project involved the renovation of an existing 172-room Holiday Inn, located in the "Downtown Waterfront" subdistrict as described in the Development Plan. Approved in 2018, the \$42 million redevelopment included the addition of 33,000 square feet to the existing 114,500 square feet, and provided approximately 111 construction jobs and 28 new permanent jobs. Opening of the new hotel and restaurant occurred in 2020.

Hyatt House: The Hyatt House project is located in the "Central Station" subdistrict as described in the Development Plan. Approved in 2018, the \$44 million project includes an eight-story, 172-room extended-stay hotel, and is providing approximately 257 construction jobs and while creating 38 permanent jobs. This project was completed in 2021.

Heart of the City Phase 1 – Peace Plaza: As noted above, public realm construction of phase 1 was completed in 2021. This phase of the project is a renovation of the east side of Peace Plaza and surrounding areas, and provided enhanced safety measures, including curbsless streets and greater accessibility for people of all abilities. During construction, significant efforts were made to minimize negative impacts on nearby businesses.

## II. PROJECTS COMPLETED WITHOUT DMCC FUNDING ASSISTANCE

Conley Maass Building: This project involved the renovation of a historic building into a restaurant space and leased space for high tech companies. The renovation was completed in 2016.

1<sup>st</sup> Avenue Flats: This is a 68-unit affordable housing building, and all of the units are income-restricted to persons at or below 60% of the area median income. The building opened in 2017.

Lofts at Mayo Park: The Lofts at Mayo Park is a five-story, 29-unit market rate rental apartment project, which opened in 2017.

Flats on 4<sup>th</sup>: This project is a six-story mixed use development consisting of 92 rental apartment units, with 19 of the units affordable to persons at 50% of the area median income, and 2,300 square feet of ground floor retail space. The building opened in 2018.

501 on First: 501 on First is a five-story, mixed use development consisting of 84 rental apartment units and 21,000 square feet of commercial/retail spaces. It opened in 2018.

Residence at Discovery Square: The Residence at Discovery Square is a six-story, mixed use development consisting of 143 rental apartment units, with 20% of the units affordable to persons at 60% of the area median income, and 15,400 square feet of commercial/retail space. It opened in 2019.

Hue Apartments: The Hue Apartments is a six-story, mixed use development consisting of 50 rental apartment units and 2,000 square feet of commercial/retail space. The Hue Apartments opened in 2020.

Even Hotels and Staybridge Suites: This is a 246-unit dual-branded hotel, which opened in 2021.

TownePlace Suites by Marriot: TownePlace Suites by Marriot consists of a 110-unit hotel with two levels of underground parking. The hotel opened in 2021.

**EXHIBIT B**  
**to February 15, 2022 Report**

**EXHIBIT B**

**Annual Certification of Mayo Clinic and Other Private  
Investment Submitted to DEED on March 23, 2021**  
(Correspondence to Steve Grove, Commissioner, Minnesota  
Department of Employment and Economic Development  
and Attachments 1, 2 and 3)  
and  
**Revised Annual Certification of City Contributions  
Submitted to DEED on May 5, 2021**  
(Attachment 4)

**EXHIBIT B**

DESTINATION MEDICAL CENTER CORPORATION  
201 4th St. SE.  
Rochester, Minnesota 55904

March 23, 2021

**VIA ELECTRONIC AND U.S. MAIL**

Steve Grove  
Commissioner  
Minnesota Department of Employment and Economic Development  
1<sup>st</sup> National Bank Building  
332 Minnesota Street, Suite F-200  
Saint Paul MN 55101

Dear Commissioner Grove:

On behalf of the Destination Medical Center Corporation ("DMCC") and Mayo Clinic, I am pleased to forward the following materials for the April 1, 2021 certification, pursuant to Minnesota Statutes Section 469.47, Subdivision 2. The expenditures set forth here are the investments that have been made by Mayo Clinic and by other private individuals or entities, to advance the Destination Medical Center initiative.

1. DMCC Certification: I enclose the DMCC Certification of Expenditures made by an individual or entity, other than Mayo Clinic, for the period ending on December 31, 2020 ("Attachment 1"). The City of Rochester, Minnesota, assisted with the compilation of this report. The amount of investments set forth in this report is \$83,760,222.85.

2. Mayo Clinic Certification: I enclose correspondence and accompanying materials from Jeffrey W. Bolton, Chief Administrative Officer, Mayo Clinic, dated March 17, 2021 ("Attachment 2"). Mayo Clinic is certifying expenditures for the period of January 1, 2020 through December 31, 2020 in the amount of \$60,341,258.46.

3. Summary of Investments: The summary page, entitled, "Certification of Expenditures, Destination Medical Center" is enclosed, setting forth total cumulative expenditures through December 31, 2020, in the amount of \$1,106,896,136.12 ("Attachment 3").

Commissioner Steve Grove

March 23, 2021

Page 2

I would like to emphasize the previous point: in the seven-year period of this initiative thus far, private investments, led by Mayo Clinic and including other private individuals and entities, have exceeded one billion dollars. These investments furthering the Destination Medical Center initiative demonstrate that this unique public-private partnership is succeeding, and that despite the challenges of the COVID-19 pandemic, 2020 was an exceptional year.

Thank you for your consideration, and please do not hesitate to contact either DMCC or Mayo Clinic if you need further information. We look forward to continuing to work with the State of Minnesota, City of Rochester, Olmsted County, Mayo Clinic, and our other partners on the Destination Medical Center initiative.

Sincerely,

A handwritten signature in black ink, appearing to be 'R.T. Rybak', written in a cursive style.

R.T. Rybak  
Chair

Destination Medical Center Corporation

Encl.

cc: Destination Medical Center Corporation Board of Directors  
Jeffrey W. Bolton, Mayo Clinic  
Jeremy LaCroix



# **ATTACHMENT 1**

# ATTACHMENT 1

**Building Permits within the DMC Boundary**  
(Does not include Mayo Projects)

Completed Projects	
Year	
2016	\$ 32,000.00
2018	\$ 8,540,000.00
2019	\$ 11,172,232.00
2020	\$ 1,618,471.00
<b>TOTAL</b>	<b>\$ 21,362,703.00</b>

**2018/2019/2020 Destination Medical Center - Partially Completed Projects Tracking**

Project	Address	Total Building Permit Value	2018	2019	2020
			Partial Completed Work Claimed	Completed Work Claimed	Completed Work Claimed
Berkman (Alatus)	217 & 301 14th Ave SW	\$ 93,315,800.00	\$ 25,936,546.00	\$ 59,063,337.00	\$ 8,315,917.00
		\$ 93,315,800.00	\$ 25,936,546.00	\$ 59,063,337.00	<b>\$ 8,315,917.00</b>

**2019/2020 Destination Medical Center - Partially Completed Projects Tracking**

Project	Address	Total Building Permit Value	2019	2020	2021
			Partial Completed Work Claimed	Completed Work Claimed	Completed Work Claimed
Hyatt House	315 1st Ave. NW	\$ 32,253,475.00	\$ 6,940,448.00	\$ 24,151,076.04	
Eleven02	101 11th Ave. SW	\$ 29,690,975.00	\$ 4,159,810.90	\$ 24,377,346.96	
		\$ 61,944,450.00	\$ 11,100,258.90	<b>\$ 48,528,423.00</b>	

**2020 Destination Medical Center - Partially Completed Projects Tracking**

Project	Address	Total Building Permit Value To Date	2020	2021
			Partial Completed Work Claimed	Completed Work Claimed
Two Discovery Square	415 2Ave SW	\$ 9,700,000.00	<b>\$ 5,553,179.85</b>	

**TOTAL \$ 83,760,222.85**

Sub Type Level	Category Level	Permit Number	Permit Issue Date	Parcel Number	Address Info	Permit Valuation	Work Description	Owner	Permit Status	Date Finaled
Commercial Bldg	Alteration	R16-0162CB	5/12/2016	014315	4 SW 3 ST, ROCHESTER, MN 55902	\$32,000	Reeroof south 1,720 sq ft section with adhered EPDM (Grand Rounds Restaurant)	INDIGO FUSION HOLDINGS LLC 720 NORTHERN HILLS DR NE ROCHESTER, MN 55906	Finaled	5/22/2020
Sign	Business	R18-0093S	9/25/2018	083045	10 E CENTER ST, ROCHESTER, MN 55904	\$40,000	Wall signs "Hilton" for downtown location	Titan Development/Brian Moser 30 3 ST SE STE 600 ROCHESTER, MN 55904	Finaled	2/19/2020
Commercial Bldg	Alteration	R18-0451CB	5/7/2019	081707	20 SW 2 AVE, ROCHESTER, MN 55902	\$8,500,000	Renovation and reduction of existing hotel rooms. (Kahler Grand Hotel)	Christopher Ness 20 2 AVE SW ROCHESTER, MN 55902	C of C Issued	12/15/2020
Commercial Bldg	Alteration	R19-0070CB	4/2/2019	083045	10 E CENTER ST 220, ROCHESTER, MN 55904	\$92,750	Tenant improvements to include completion of mechanical and electrical and finishes. (J. Powers Office Space)	Powders Ventures 2112 2nd St SW Suite 100 Rochester, Mn 55902	CO Issued	2/19/2020
Commercial Bldg	Alteration	R19-0184CB	7/10/2019	025241	415 S BROADWAY AVE, ROCHESTER, MN 55904	\$310,000	Fit-up for RPS classroom in south half of building. North half will be whitebox for future tenant. (Incubator Classroom)	Traci Downs 14 4th St SW Suite 202 Rochester, MN 55902	CO Issued	3/23/2020
Commercial Bldg	Alteration	R19-0230CB	10/29/2019	083795	202 SW 4 ST 250, ROCHESTER, MN 55902	\$1,109,744	New tenant improvement will occupy space on the second level, office space. (Discovery Square Building)	Silver Lake Investors 700 Meadow Lane North Minneapolis, MN 55422	CO Issued	7/21/2020
Commercial Bldg	Phased Partial Permit	R19-0290CB	11/8/2019	080524	220 S BROADWAY AVE, ROCHESTER, MN 55904	\$350,000	Structural package for operable exterior wall and roof for new restaurant in building. (Hotel Indigo)	Jim Toninato 5713 Grand Ave Suite B Duluth, MN 55807	Finaled	9/2/2020
Commercial Bldg	Alteration	R19-0403CB	11/20/2019	073709	1211 SW 2 ST, ROCHESTER, MN 55902	\$100,000	Demo 85 tub/surrounds, replace vanities. Demo 3 ADA tubs in units 140, 413 & 405. (Aspen Suites)	Regency Hotel Management Company 1211 2nd St SW Rochester, MN 55902	C of C Issued	3/27/2020
Commercial Bldg	Alteration	R19-0326CB	12/11/2019	080524	220 S BROADWAY AVE, ROCHESTER, MN 55904	\$2,250,000	Core and shell for Crave restaurant. Refer to R19-0290 for Structural. (Hotel Indigo - Crave Restaurant)	Jim Toninato 5713 Grand Ave Suite B Duluth, MN 55807	C of C Issued	9/3/2020
Multi-Family Bldg	Phased Partial Permit	R19-0053MFB	8/5/2019	017784	324 SW 1 AVE, ROCHESTER, MN 55902	\$340,000	Earth retention for 50 unit multifamily with retail on the 1st floor. (The 324 Apartments)	Marc Bassara 3033 Excelsion Boulevard Suite 10 Minneapolis, MN 55416	Finaled	11/16/2020
Multi-Family Bldg	Phased Partial Permit	R19-0017MFB	8/21/2019	017784	324 SW 1 AVE, ROCHESTER, MN 55902	\$660,000	Footing/foundation for a 50 unit multifamily with retail on the 1st floor. (The 324 Apartments)	988 Rochester, LLC - Clark Gassen 1907 Wayzata Blvd Suite 180 Wayzata, MN 55391	Finaled	11/16/2020
Multi-Family Bldg	New	R19-0048MFB	9/16/2019	017784	324 SW 1 AVE, ROCHESTER, MN 55902	\$5,675,738	50 unit multifamily with retail on the 1st floor. (The 324 Apartments)	Marc Bassara 3033 Excelsion Boulevard Suite 10 Minneapolis, MN 55416	CO Issued	11/16/2020
Multi-Family Bldg	Alteration	R19-0092MFB	11/8/2019	083687	511 SW 3 AVE, ROCHESTER, MN 55902	\$250,000	Fit out of shell space for common area and community room for the residents. (Residence at Discovery Square)	Vance Vinar 3686 CHAPPUIS TRAIL FARIBAULT, MN 55021	CO Issued	4/14/2020
Multi-Family Bldg	Alteration	R19-0104MFB	11/8/2019	NOPN99	728 SW 1 AVE, ROCHESTER, MN 55902	\$34,000	Replacement of existing gypsum ceiling, batt insulation and rigid foam on the underside of a parking garage. (Point of View Condo Association)	POV Condo Association 728 1st Ave SW Rochester, MN 55902	C of C Issued	2/18/2020
Commercial Bldg	Alteration	R20-0057CB	04/01/20	11555	1215 2 ST SW, ROCHESTER, MN 55902	\$26,000	Contractor to remove and replace equipment, antennas and coax. (Roc Fiksdal Motel)	Verizon Wireless	Finaled	4/28/2020
Commercial Bldg	Alteration	R20-0159CB	07/08/20	82430	206 BROADWAY AVE S, ROCHESTER, MN 55904	\$262,128	Interior fit-up of fourth floor for office and training. (MN Public Defenders Office)	Cornerstone Management	C of C Issued	10/5/2020
Multi-Family Bldg	Alteration	R20-0022MFB	06/17/20	18102	211 2 ST NW 2003, ROCHESTER, MN 55901	\$80,000	Combining apartment 2003 and 2004 into one apartment. (Charter House)	CHARTERHOUSE INC - Deborah Kenitz	Finaled	10/29/2020
Multi-Family Bldg	Alteration	R20-0016MFB	05/22/20	18102	211 2 ST NW 417, ROCHESTER, MN 55901	\$130,000	Remodel of suite 417. (Charter House)	CHARTERHOUSE INC - Deborah Kenitz	Finaled	11/18/2020
Multi-Family Bldg	Alteration	R20-0001MFB	01/28/20	18102	211 2 ST NW 804, ROCHESTER, MN 55901	\$70,000	Combining apartment 804 and 805 into one apartment. (Charter House)	CHARTERHOUSE INC - Deborah Kenitz	Finaled	9/23/2020
Commercial Bldg	Alteration	R20-0017CB	05/28/20	82434	211 BROADWAY AVE S, ROCHESTER, MN 55904	\$89,000	Remodel of existing office space into two apartments condos. (211 S. Broadway)	NINE UNLIMITED LLC	C of O Issued	9/25/2020
Commercial Bldg	Addition	R20-0185CB	08/11/20	81808	214 BROADWAY AVE N, ROCHESTER, MN 55906	\$10,000	Adding to the existing deck. (Hollandberry Pannekoeken Restaurant)	Tasos Psomas	Finaled	9/14/2020
Multi-Family Bldg	Alteration	R20-0028MFB	07/07/20	17870	224 1 AVE SW, ROCHESTER, MN 55902	\$134,536	Remove and replace existing blasted EPDM roof. (Residences of Old City Hall)	Multiple Financial Services	Finaled	8/13/2020
Commercial Bldg	Alteration	R20-0124CB	06/12/20	17784	324 1 AVE SW, ROCHESTER, MN 55902	\$755,000	MinnWest Bank new branch office tenant fit out at the 324 Apartment Building. (MinnWest)	Minnwest Bank	C of O Issued	10/2/2020
Commercial Bldg	New	R20-0157CB	06/17/20	70415	400 5 AVE SW, ROCHESTER, MN 55902	\$22,107	Replace existing retaining wall with new modular retaining wall. (Christ United Methodist Church)	CHRIST UNITED METHODIST C	Finaled	7/2/2020
Commercial Bldg	Alteration	R20-0141CB	05/27/20	77284	705 2 ST SW, ROCHESTER, MN 55902	\$39,700	Re-roof of existing building. Tear off and re-roof asphaltic shingles. (Gift of Life Transplant House)	Gift of Life Transplant House	Finaled	6/22/2020
Commercial Bldg	Phased Partial Permit	R20-0243CB	11/04/20	83796	415 2 AVE SW, ROCHESTER, MN 55902	\$7,500,000	Footing, foundations and underground utilities. (Two Discovery Square)	Rochester 2 Associates LLC	Issued	11/4/2020
Commercial Bldg	Phased Partial Permit	R20-0281CB	12/18/20	83796	415 2 AVE SW, ROCHESTER, MN 55902	\$2,200,000	Structural steel. (Two Discovery Square)	Rochester 2 Associates LLC	Issued	12/18/2020
Partial Completed Projects						\$31,062,703				
TOTAL						\$21,362,703				

# **ATTACHMENT 2**

## ATTACHMENT 2

March 17, 2021

Steve Grove  
Commissioner  
Minnesota Department of Employment and Economic Development  
1st National Bank Building  
332 Minnesota Street, Suite E-200  
Saint Paul, MN, 55101-1351

Dear Commissioner Grove:

Attached with this letter is Mayo Clinic's certification of qualified expenditures of the medical business entity for the Destination Medical Center (DMC) initiative from January 1, 2020, to December 31, 2020. The amount of qualified investment is approximately \$60.3 million. Major projects included the continued modernization of Mayo Clinic Hospital, Saint Marys Campus; many improvements to Mayo Clinic's downtown Rochester, Minnesota, campus; and investment in DMC's Discovery Square life science sub-district.

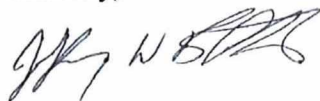
As in prior years, Mayo Clinic is taking a conservative approach when counting DMC-eligible capital expenditures, and we remain committed to achieving the long-term DMC development and investment goals. Overall, we spent more than \$300 million on capital projects and equipment in Rochester in 2020. In addition to our commitment to DMC, these investments included improving our medical tissues archive and purchasing world-class medical equipment. In total, we will invest more than \$1 billion in Rochester facilities and equipment between now and 2024. Through 2020, our DMC investment totals more than \$650 million.

While impacted by the economic effects of the COVID-19 pandemic, we were able to resume our investment in major capital projects in late 2020 and added more than one thousand jobs to our Minnesota workforce over the course of a challenging year. We accomplished this while also contributing to the worldwide efforts to end the COVID-19 pandemic. I am incredibly grateful to our dedicated and hard-working staff – in Minnesota and across the globe – who have continued to provide world-class patient care, medical education and research during this unprecedented time. As Minnesota's largest employer and largest-ever economic development initiative, Mayo Clinic and DMC will continue to play important roles in supporting the economic resiliency and recovery of our state.

We remain committed to collaborating with the state of Minnesota, city of Rochester, Olmsted County and other stakeholders to strengthen our economy and affirm Minnesota's position as the world's premier destination medical center.

Thank you.

Sincerely,



**Jeff Bolton**  
Chief Administrative Officer  
Mayo Clinic

cc: Kevin McKinnon, Deputy Commissioner Economic Development,  
Minnesota Department of Employment and Economic Development

## Permitted Expenditures from July 1, 2013 to December 31, 2020

Approval Date	Project/Req Number	Project/Equipment Name	2013 - 2019	Prior Years	Total	Total Spent as of December 31st 2020
			Expenditures Reported	Expenditures not previously reported	Expenditures 2020	
02/18/11	7R100580	Mary Brigh East Expansion	2,065,139.65	-	-	2,065,139.65
11/09/12	7R110910	Dermatology Remodel	9,123,648.24	-	-	9,123,648.24
11/09/12	7R121480	Sports Medicine Center	5,666,939.49	-	-	5,666,939.49
07/03/13	7R121370	2915 Warehouse Infrastructure	693,219.52	-	-	693,219.52
07/10/13	7R130470	Core 200 SMH Operating Room Renovation	1,411,411.46	-	-	1,411,411.46
07/10/13	7R100320	Anatomic Pathology Office Remodel	476,041.94	-	-	476,041.94
07/10/13	7R121490	Psychiatry and Psychology Master Plan, Phase 1A - Genereose Main	1,213,985.91	-	-	1,213,985.91
07/11/13	7R120570	Development Remodel	2,679,274.32	-	-	2,679,274.32
08/01/13	7R130980/7R130981	Bed Tower Modernization MB east	44,118,257.74	-	-	44,118,257.74
08/01/13	7R130990/7R130991	Domitilla 3 Modernization	7,762,425.78	-	-	7,762,425.78
08/14/13	7R130650	Remodeling laboratory space on Guggenheim 5.	265,065.75	-	-	265,065.75
08/29/13	7R130810	Saint Marys Hospital Chiller Addition	4,631,632.46	-	-	4,631,632.46
09/25/13	7R130180	Institute Hills Chiller Replacement	441,903.16	-	-	441,903.16
11/06/13	7R130820	Radiation Oncology Room "E" Linear Accelerator Replacement	188,793.94	-	-	188,793.94
12/11/13	7R110200	DLMP Phlebotomy Remodel	1,615,648.60	-	-	1,615,648.60
02/05/14	7R120870	Mary Brigh Electrical Upgrades (Phase 3)	2,002,781.62	-	-	2,002,781.62
02/21/14	7R121420	SDSC Expansion Construction Only	21,500,990.14	-	-	21,500,990.14
02/26/14	7R121080	Creation of the consolidated freezer and BAP facility at the 2915 Warehouse	4,006,693.46	-	-	4,006,693.46
02/26/14	7R130690	Remodeling of multiple laboratories on Guggenheim 8	774,090.58	-	-	774,090.58
03/19/14	7R131440	Four Operating Rooms Off Core 700	3,082,756.73	-	-	3,082,756.73
04/23/14	7R131300	Remodeling within the Metabolomics Core on Alfred 5	616,212.48	-	-	616,212.48
2Q2014	R2007523 / 7R131300	Thermo TSQ Triple Quadrupole MS (assets 147506 & 145344)	596,292.00	-	-	596,292.00
04/23/14	7R131420	Remodeling within Opus 1 to accommodate space for a new CT machine.	480,162.90	-	-	480,162.90
04/30/14	7R131270	Employee and Community Health Southeast Clinic	4,326,200.60	-	-	4,326,200.60
04/30/14	7R120690	Cardiac Catheterization Procedure Room 103 Remodel - Saint Marys, Mary Brigh +	412,584.91	-	-	412,584.91
06/04/14	7R140130	Gonda 5, 5th PET/CT Installation & Uplake	301,874.69	-	-	301,874.69
06/18/14	7R140540	Executive, Development and International Program Expansion - Mayo East 5	1,389,522.23	-	-	1,389,522.23
07/02/14	7R131400	DOM 3/4 Infrastructure Revisions for Remodeling	2,109,759.78	-	-	2,109,759.78
07/23/14	7R130760	Clinical Genome Sequencing, Lab Expansion	296,600.82	-	-	296,600.82
08/14/14	CPC2010723 / 7R130820	Varian Medical Systems (asset 145374)	3,334,879.00	-	-	3,334,879.00
08/20/14	7R140480	CMCT and Prev. Med. Relocation Gonda 1B to Mayo East 17	358,383.16	-	-	358,383.16
03/04/15	7R140790	Cancer Center Station Eisenberg 4-3	892,147.20	-	-	892,147.20
03/18/15	7R140780	CT Simulator 1 Replacement Charlton S-259, S-261	191,170.81	-	-	191,170.81
11/13/14	CPC2010473/7R140780	CT Scanner - 5yr (Asset 162815)	687,812.80	-	-	687,812.80
04/29/15	7R150070	Charlton 2 Incremental 3T Body Scanner	749,773.48	-	-	749,773.48
04/29/15	CPC2015146/7R150070	3T Siemens Skyra MRI (asset 166875, 167065-167082)	1,637,261.00	-	-	1,637,261.00
05/13/15	7R150080	SMC, Mary Brigh Main NH, MR-MCR 1.5T Replacement Scanner	448,573.83	-	-	448,573.83
05/13/15	CPC2015438/7R150080	GE; 1.5T Optima MR450W (asset 165084, 165346-165359)	1,130,292.00	-	-	1,130,292.00
05/13/15	7R150090	SMC, Mary Brigh Main NH, MR-MCR 1.5T Replacement Scanner	595,824.88	-	-	595,824.88
05/13/15	CPC2015436/7R150090	DISCOVERY MRI Mary Brigh (assets 169437,171643, 171651, 171661-171672 )	1,513,704.55	-	-	1,513,704.55
07/22/15	7R130230	Renovation Mary Brigh Main, PACU - Phase 4	2,059,423.01	-	-	2,059,423.01
05/14/15	7R140390	SMH Mary Brigh East Corridor Relocation	4,918,632.07	-	-	4,918,632.07
02/25/15	7R140970	Dr. Lee Diamond Reactor Lab Remodel on Med Sci SL	226,408.57	-	-	226,408.57
7/23/2014	7R131280	MR-RO-CN-1-MR/PET installation	781,558.09	-	-	781,558.09
3rd qtr 2014	CPC2007008/7R131280	GE; DISCOVERY MR750 PET (Assets 149876, 150145-150157, 150668-150670)	3,698,538.02	-	-	3,698,538.02
8/20/2014	7R140140	CT Scanner Replacements (3L, 3Z & 4J) - somatom - CH 2	561,057.62	-	-	561,057.62
3rd qtr 2014	CPC2010198/7R140140	Somatom Force CT (Asset 157628)	1,831,372.00	-	-	1,831,372.00
12/11/2014	7R140770	Linear Acc Replace Rm "C"	185,937.00	-	-	185,937.00
08/14/14	CPC2010723/7R140770	VARATHON MEDICAL; TRUE BEAM (Asset 162800)	2,895,908.00	-	-	2,895,908.00
08/14/14	CPC2010184/7R140770	SIEMENS; CT EDGE (Asset 163463)	856,459.02	-	-	856,459.02
08/14/14	CPC2010189/7R140770	SIEMENS; SOMATOM DEFINITION (Asset 164325)	862,578.20	-	-	862,578.20
10/9/2014	7R140160	Incremental MRI Body Scanner	603,049.87	-	-	603,049.87
08/14/14	CPC2010068/7R140160	SIEMENS; SKYRA 3T MRI (Asset 157191, 157322-157339)	1,859,239.00	-	-	1,859,239.00
12/12/2013	7R121290	GO3 Build 2 CT Bays	656,293.35	-	-	656,293.35
11/13/14	CPC2010188/7R121290	SIEMENS; SOMATOM FORCE CT (Asset 149843)	1,750,000.00	-	-	1,750,000.00
05/08/14	CPC2008778/7R120690	PHILIPS; XPER FD20 (Assets 147302, 147339, 147392)	1,649,213.30	-	-	1,649,213.30
1/9/2015	7R140090	Neurology Renovation, Mayo 8	4,989,615.93	-	-	4,989,615.93
8/21/2014	7R140220	Mayo 8 - Lobby Remodel	1,137,290.91	-	-	1,137,290.91
4/28/2015	7R140700	Vascular OR Core 801 SMH	1,059,949.88	-	-	1,059,949.88
5/30/2014	7R140170	Rad Vascular Imaging Ste 90	144,461.29	-	-	144,461.29
5/8/2014	CPC2008468/7R140170	SIEMENS MEDICAL; ARTIS ZEE (Asset 146871,146872)	985,408.00	-	-	985,408.00
2/4/2014	7R130050	CT MBM Incremental Interventional CT	1,268,114.01	-	-	1,268,114.01
8/1/2013	CPC2002220/7R130050	SIEMENS; DEFINITION EDGE CT (Asset 148622, 148623)	1,315,697.00	-	-	1,315,697.00
10/15/2014	7R140150	CH N Neuro Scanner CN I-119C	561,796.54	-	-	561,796.54
8/14/2014	CPC2010082/7R140150	SIEMENS; PRISMA 3T MRI and Accessories (Asset 157677, 157935-157946)	2,241,875.00	-	-	2,241,875.00
		USPS Building Purchase (Asset 156757, 156758)	2,185,017.25	-	-	2,185,017.25
		Land for Ronald McDonald House (Asset 147588, 147589)	1,000,203.16	-	-	1,000,203.16
12/11/14		GE; DISCOVERY 710 PET Scanner (Asset 148389)	2,103,046.58	-	-	2,103,046.58
8/14/2014	CPC2007616/7R140130	Fixed Wing Building	533,262.51	-	-	533,262.51
2/17/2016	7R151530	Hematopathology Consolidation, Hilton Building 7th Floor	2,018,886.34	-	-	2,018,886.34
5/25/2016	7R151390	Vacate EI 7-1/7-2 Dermatology Phototherapy Phototherapy Relocation	439,830.58	-	-	439,830.58
6/29/2016	7R160870	Relocation of Respiratory Care Unit	1,184,489.68	-	-	1,184,489.68
8/31/2016	7R160520	Linon Service Depot-3939 Building	1,882,309.32	-	-	1,882,309.32
3/31/2016	7R151490	Media On Demand Replacement Project	699,440.19	-	-	699,440.19
6/30/2016	7R150740	Temporal Bone Lab remodel (original \$600K)	126,259.12	-	-	126,259.12
7/8/2016	7R151570	Dr. Misra Laboratory, Gugg 6	314,232.69	-	-	314,232.69
4/27/2016	7R150760	Lab Remodel Gugg 17 and 18	507,816.33	-	-	507,816.33
6/8/2016	7R160650	Space assignment for Dr. Burns and Dr. Scarisbrick surgery - Guggenheim 6	372,474.03	-	-	372,474.03
9/14/2016	7R160340	Guggenheim 13 Space Remodel	286,997.78	-	-	286,997.78
9/28/2016	7R151450	Charlton Desk R Lobby Remodel	397,223.24	-	-	397,223.24
6/30/2016	7R140810	Jacobson Building Operating Rooms	23,568,520.11	-	-	23,568,520.11
11/1/2015	7R151080, 7R15106E	Charlton 1 PET/CT (DRX- 1 Replacement) E-3006	132,948.22	-	-	132,948.22
2/17/2016	7R150100	GE - Discovery PET/CT 710 (Asset 178322)	1,500,726.20	-	-	1,500,726.20
2/11/2016	CPC2021826/7R150100	Gastroenterology & Hepatology Renovation	7,257,875.25	-	-	7,257,875.25
May 2016	7R150010	Stryker Sales Corporation - Alfred 6 Integration (Assets 180599-180603)	1,126,322.95	-	-	1,126,322.95
9/29/2016	CPC2026475/7R150010	Philips Fluoroscopy (Assets 181122-181123)	1,335,625.38	-	-	1,335,625.38
9/29/2016	CPC2026506/7R150010	7T MRI Scanner	1,916,246.30	-	-	1,916,246.30
Aug 2016	7R160670	SMH Campus Radiology Consolidation	23,378,748.92	-	-	23,378,748.92
2/1/2014	7R140100	Mary Brigh East Tower Additional Floors	17,320,446.83	-	-	17,320,446.83
11/1/2015	7R150830	Eisenberg 7-1 and 7-2	6,312,270.07	-	-	6,312,270.07
11/1/2015	7R150970	Pre Post Expansion on Gonda 2 Gonda 2-467	266,028.69	-	-	266,028.69
11/19/2015	7R131510	Franklin Heating Station Chiller #4 Replacement	2,286,167.61	-	-	2,286,167.61
11/4/2015	7R141050	Mary Brigh 4, Room 106 Heart Rhythm Services Remodeling	538,995.91	-	-	538,995.91
5/5/2016	CPC2023942/7R141050	Siemens - Fluoroscopy 106 (Asset 172294)	1,508,299.00	-	-	1,508,299.00
11/4/2015	7R141060	Mary Brigh 4, Room 111 Heart Rhythm for Equipment Replacement	217,834.13	-	-	217,834.13
8/1/2016	CPC2024041/7R141060	Siemens - Siemens fluoroscopy room 111 (Asset 179164)	801,942.00	-	-	801,942.00
11/4/2015	7R150850	Charlton North MR-MCR NU 3T Replacement Scanner	354,930.50	-	-	354,930.50
	CPC2019384/5/7R150850	MAGNETOM Prisma 3T (asset 173601)	2,184,842.00	-	-	2,184,842.00
11/4/2015	7R150840	Charlton North MR-MCR NT 1.5 Replacement Scanner	587,509.18	-	-	587,509.18
	CPC2019387/7R150840	SIEMENS; 1.5T OPEN 70CM (assets 169436, 171642, 171650, 171652-171660)	1,188,732.00	-	-	1,188,732.00
5/1/2015	7R141150	Research Biplane Angiography System Replacement	78,970.28	-	-	78,970.28
5/1/2015	R2017007/7R141150	SIEMENS; ARTIS ZEE BIPLANE (asset 165045-165046)	1,158,442.00	-	-	1,158,442.00
		41st Street Professional Complex	9,831,862.38	-	-	9,831,862.38
		Precision Medicine Initiative	-	-	-	-
May-16	7R160100, 7R160101, 7R160102, 7R160103	Motoman (Asset 184543)	8,389,048.33	-	3,700.00	8,392,748.33
2Q16	R2025131/7R160100		4,031,557.00	-	-	4,031,557.00

# Permitted Expenditures from July 1, 2013 to December 31, 2020

Approval Date	Project/Req Number	Project/Equipment Name	2013 - 2019 Expenditures Reported	Prior Years Expenditures not previously reported	2020 Expenditures	Total Expenditures reported for 2020	Total Spent as of December 31st 2020
2Q16	R2025134/7R160100	Aulogen (Assets 175437-175447)	2,023,074.27	-	-	-	2,023,074.27
2Q16	R2025138/7R160100	Hamilton Star (Assets 171685, 172326)	440,763.20	-	-	-	440,763.20
2Q16	R2025143/7R160100	Hamilton Bios Freezer (Asset 186447)	5,127,252.84	-	-	-	5,127,252.84
2Q16	R2025249/7R160100	PerkinElmer Spectrophotometer (Asset 169459)	39,920.00	-	-	-	39,920.00
3Q16	R2026730/7R160100	Hamilton Robotic Upgrades	45,951.00	-	-	-	45,951.00
3Q16	R2026898/7R160100	Hamilton Star (Asset 179090)	235,653.10	-	-	-	235,653.10
4Q16	R2027700/7R160100	Hamilton Tube Handler - REQ# 2027700	34,358.20	-	-	-	34,358.20
1Q17	R2030177/7R160100	Hamilton Capper/Decapper Motoman Line (Asset 183593)	77,010.00	-	-	-	77,010.00
2Q17	R2031170/7R160100	Hamilton Star EasyBlood Liquid Handler (Assets 181647-181649)	776,489.90	-	-	-	776,489.90
3Q16	R2026141/7R160100	Veriso M2 - (Asset 179334)	729,256.34	-	-	-	729,256.34
4Q16	R2027695/7R160100	Hamilton EasyBlood Units (Assets 176522-176524)	721,818.90	-	-	-	721,818.90
1Q17	R2029764/7R160100	Hamilton Bios PMI #3 (PO 20028966)	4,030,363.09	-	-	-	4,030,363.09
1Q18	R2035655/7R160100	Hamilton Freezer Bios HL20 (PO 20031301)	2,509,226.94	-	-	-	2,509,226.94
11/1/2015	7R150570, 7R15057A-7R15057D	Mary Brigh East Operating Rooms	727,108.67	-	-	-	727,108.67
8/1/2016	CPC2025789/7R15057B	Siemens - Artis Zeego Card. Thorax (Asset 180570)	1,466,062.00	-	-	-	1,466,062.00
8/1/2016	CPC2026999/7R150570A	GE - Discovery IGS 740 (Asset 179172)	1,363,946.45	-	-	-	1,363,946.45
12/1/2015	7R151460	Gonda 14 Radiographic Room DR Conversion E15-3011 RAD-MCR-GO14-R	112,034.00	-	-	-	112,034.00
12/1/2015	7R151470	Gonda 14-158 Duo DR Replacement, E15-3014 RAD-MCR-GO14-158	154,034.23	-	-	-	154,034.23
12/1/2015	7R150980	West Pre/Post Remodel, Mary Brigh Main	2,022,954.79	-	-	-	2,022,954.79
8/19/2015	7R150650	Radiology - Charlton 1, V6B Replacement E15-3003	138,704.91	-	-	-	138,704.91
8/19/2015	CPC2015772/7R150650	GE; DISCOVERY 670 PRO	948,408.45	-	-	-	948,408.45
9/2/2016	7R160970	Cardiovascular Diseases Patient Appointment Coordinator	200,409.53	-	-	-	200,409.53
12/21/2016	7R151630	Reproductive Endocrinology and Infertility Relocation	2,378,634.23	-	-	-	2,378,634.23
12/21/2016	7R160540	Remodel Mary Brigh 6 to increase Medical ICU capacity	1,945,164.70	-	9,009.85	9,009.85	1,954,174.55
12/31/2016	7R151000	Mayo Building - Substation MA-E-5 Replacement	612,251.93	-	-	-	612,251.93
5/25/2016	7R151380	Pharmaceuticals Core Relocation	469,019.61	-	-	-	469,019.61
6/14/2017	7R151560 & 7R170130	Remodel Baldwin 1 for ISP / Baldwin 1 Entry Vestibule Replacement	4,186,165.25	-	-	-	4,186,165.25
3/15/2017	7R151400	Mycology/TB Expansion Hilton 8	3,247,705.18	-	9,247.97	9,247.97	3,256,953.15
3/15/2017	7R160790	CMIL/NIL Relocation and Expansion, Hilton 7	1,511,410.88	-	-	-	1,511,410.88
9/6/2017	7R151290	Human Cellular Therapy N2 Tank Storage Facility	491,016.90	-	-	-	491,016.90
9/6/2017	7R160160	Conversion of OR 609 from Hybrid OR to Conventional OR	496,613.67	-	-	-	496,613.67
9/6/2017	7R170260	Gonda 2 Decontamination Space Remodeling	285,911.99	-	-	-	285,911.99
9/30/2017	7R170730	Eisenberg AHU S-55 Replacement to Support REI Practice Relocation	803,858.23	-	-	-	803,858.23
2/2/2017	7R161520	41st Street	4,892,701.70	-	-	-	4,892,701.70
8/10/2016	7R160940	Guggenheim 15-02 integration of core facility and laboratory program\	368,357.82	-	-	-	368,357.82
3/8/2017	7R160110	Aging Center Space Remodel, Guggenheim 7	551,139.89	-	-	-	551,139.89
6/22/2016	7R160750	Stabile 11 Lab construction - Revzin	314,372.07	-	-	-	314,372.07
12/7/2016	7R161510	Installation of Open MRI System, Opus 1	590,676.24	-	-	-	590,676.24
1/11/2017	7R170020	Lab renovation ST 11, CRM recruit, Dr. Quinn Peterson	121,165.35	-	-	-	121,165.35
10/5/2016	7R160980	Saint Marys Campus Complex Intervention Unit	2,237,613.54	-	-	-	2,237,613.54
1/4/2017	7R160290 & 7R160280	E16-3005 MR MCR-GO3 1.5 MR Scanner #1	1,276,416.38	-	-	-	1,276,416.38
11/10/2016	CPC2026320/7R160280	Siemens - MAGNETOM Aera (Asset 182886; 182863-182881)	1,688,565.00	-	-	-	1,688,565.00
3/30/2017	7R161300	RMC S-8 AHU Replacement	599,281.36	-	-	-	599,281.36
12/7/2016	7R140380	SMOP/Radiology Desk	3,571,641.14	-	-	-	3,571,641.14
5/25/2016	7R151430	Mary Brigh Main SMC Radiology Hybrid Procedural Suite - MR Suite	1,870,526.38	-	309,979.07	309,979.07	2,180,505.45
5/5/2016	CPC2023488/7R151430	Philips - Ingenia 1.5T Omega HP R5 Q1 (Asset 183632; 183885-183897)	1,474,847.09	-	-	-	1,474,847.09
10/1/2016	7R110520	SMH Bulk Medical Gas Systems Replacement	977,324.73	-	128.00	128.00	977,452.73
10/1/2016	7R140180	Mary Brigh Main West Entrance Upgrades	920,051.60	-	216,943.71	216,943.71	1,136,995.31
7/24/2018	7R140240	Neurology EEG/Epilepsy Remodel - DO 2 & JO 2	1,149,512.28	-	84.45	84.45	1,149,596.73
6/13/2018	7R150600	Original project budget approval on 12/9/15: Gugg 13 Remodel - consolidates activities within BMB and provide additional flex space 6/13/18 - approved	484,303.51	-	-	-	484,303.51
11/28/2018	7R151140	Plummer Library Renovations Phase 3&4	433,105.21	-	-	-	433,105.21
8/27/2018	7R151420	E17-3007 DE-MCR-CT-MBM-I-MP Hybrid Suite Phase 2	1,625,992.78	-	(351,009.44)	(351,009.44)	1,274,983.34
5/3/2018	7R151420/CPC2036523	Philips Healthcare (Asset 196890)	423,890.40	-	-	-	423,890.40
2/22/2018	7R160610	Office of Information Security Consolidation	1,117,001.99	-	-	-	1,117,001.99
6/30/2018	7R160730	Brackenkridge Education Room Build out	526,051.76	-	-	-	526,051.76
11/6/2018	7R161270	USP 800 Hazardous Drug Handling Remodel	946,649.57	-	98,927.85	98,927.85	1,045,577.42
7/1/2018	7R161450	SMC Chilled Water Distribution Loop	933,263.06	-	887.90	887.90	934,150.96
10/1/2018	7R161501	Joseph Bldg Scope A Centralized Infrastructure	3,160,698.59	-	116,211.95	116,211.95	3,276,910.54
3/1/2018	7R170050	RMC S-5 Air Handling Unit Replacement	943,666.89	-	9,155.16	9,155.16	952,822.05
9/4/2018	7R170110	Tissue Typing Lab Pre-DNA Extraction Contamination Control	353,779.74	-	-	-	353,779.74
5/24/2017	7R170450	Retrofitting Med Sci 5 large animal facility, DCM Phase I	637,314.97	-	-	-	637,314.97
2/22/2018	7R170480	Consolidation/Relocation of Revenue Cycle	2,129,432.35	-	-	-	2,129,432.35
6/13/2018	7R170500	Gonda 15 Conversation of Family Waiting Room to Pre/Post Space	587,084.72	-	-	-	587,084.72
6/22/2018	7R170800	lab)	823,430.96	-	25,165.39	25,165.39	848,596.35
3/14/2018	7R170900	SMC OR 604,608, and 600 Decontamination Room Remodel, MB 1	1,118,164.67	-	-	-	1,118,164.67
3/14/2018	7R180140	E-18-3009 NM-MCR-CH1-R-PET/CT DRX2	159,572.79	-	-	-	159,572.79
6/13/2018	7R180150	SC18-3002 RAD-MCR-MAE4-I-Thoracic Reading Rooms	253,593.73	-	-	-	253,593.73
7/1/2018	7R180440	Medical Sciences 3 (Dr. A. Pandey and Proteomics Core)	205,876.63	-	25,658.24	25,658.24	231,534.87
10/1/2018	R2050798 / 7R180440	190235)	13,362.24	-	-	-	13,362.24
10/1/2018	R2050806 / 7R180440	Pandey BIOGNOSYS License-REQ#-R2050806 (PO 20033762) (Asset 192318)	12,000.00	-	-	-	12,000.00
10/1/2018	R2050567 / 7R180440	Pandey Fusion Lumos_2018-REQ#-R2050567 (PO 20033606) (Assets 190958-190960, 192300)	1,308,079.83	-	-	-	1,308,079.83
10/1/2018	R2049967 / 7R180440	Pandey Lab Fisher Capital 1-REQ#-R2049967 (PO 20033266) (Assets 189861, 190212, 190906, 193852)	57,209.39	-	-	-	57,209.39
10/1/2018	R2050783 / 7R180440	Pandey VWR shaker-REQ#-R2050783 (PO 20033811) (Asset 190242)	6,893.59	-	-	-	6,893.59
10/1/2018	R2050789 / 7R180440	Pandey Nikon scope-REQ#-R2050789 (PO 20033602) (Asset 190249)	18,799.83	-	-	-	18,799.83
2/1/2018	8R170470	Centralized Distribution of Utilities 41st Street	4,950,036.47	-	(5,862.94)	(5,862.94)	4,944,173.53
12/31/2016	7R151620	Hilton Substation Replacement	2,313,156.82	-	166,210.47	166,210.47	2,479,367.29
11/15/2017	7R170850	E17-3006 CT-MCR-GO3-R-3V Scanner	59,889.05	-	-	-	59,889.05
11/15/2017	CPC2030930/7R170850	Siemens Somatom Force (Asset 185457)	1,930,400.00	-	-	-	1,930,400.00
3/15/2017	7R140260	Psychiatry & Psychology Master Plan Phase II	1,482,321.51	-	-	-	1,482,321.51
3/16/2017	7R160140	Upgrade of Medium Voltage Switch Center	1,028,708.69	-	6,120.22	6,120.22	1,034,828.91
6/14/2017	7R160370	Mary Brigh Kitchen Replacement East Tower Ground Level	1,646,319.22	-	-	-	1,646,319.22
3/15/2017	7R160390	E16-3010 MCR-DT-I-Incremental Downtown CT Scanner #1	1,726,161.72	-	-	-	1,726,161.72
3/15/2017	CPC160390/7R160390	Siemens, Somatom Force CT (Asset 188881)	2,084,921.00	-	-	-	2,084,921.00
6/14/2017	7R160430	E16-3009 RAD-MCR-GO14 Radiographic Room DR Conversion	307,837.62	-	756.00	756.00	308,593.62
6/14/2017	7R160640	Patient Lifts for Mary Brigh PCU 5C & 5F	829,680.46	-	-	-	829,680.46
9/6/2017	7R160910	Mary Brigh Shell Space Fit-Up (NICU & PICU)	403,975.88	-	7,911.00	7,911.00	411,886.88
3/15/2017	7R160950	Antibody/Protein Immunology & Clinical Immunonassay Lab Relocation	3,631,769.53	-	12,503.34	12,503.34	3,644,272.87
11/15/2017	7R161180	Saint Marys Dialysis Unit	3,226,889.14	-	225,919.55	225,919.55	3,452,808.69
11/15/2017	7R161200	E17-3005 MR-MCR-MBM-R-MR29 Replacement	780,175.64	-	-	-	780,175.64
11/15/2017	CPC2032958/7R161200	GE; Signa Artist 1.5T (Assets 188037-188049)	990,208.00	-	-	-	990,208.00
11/15/2017	7R161280	Enhanced Critical Care Expansion	171,586.57	-	-	-	171,586.57
10/26/2016	7R161350	Relocation of Dr. Rajiv Kumar's Laboratory to GU 6, Drs. J. Grande and V. Lowe, and C-SIG	280,649.20	-	-	-	280,649.20
11/8/2017	7R170040	Gonda 19 space remodel	267,061.02	-	-	-	267,061.02
12/31/2017	7R170080	SMC Mary Brigh Surgical Services AHU Replacement	2,045,851.75	-	1,567.88	1,567.88	2,047,419.63
1Q17	7R160310, 7R16031E	Mary Brigh 3rd Floor OR Rooms Fit Out	24,244,836.06	-	298,703.40	298,703.40	24,543,539.46
2Q17	7R170924, 7R17092E	Discovery Square	9,339,353.26	-	1,298,196.48	1,298,196.48	10,637,549.74

## Permitted Expenditures from July 1, 2013 to December 31, 2020

Approval Date	Project/Req Number	Project/Equipment Name	2013 - 2019 Expenditures Reported	Prior Years Expenditures not previously reported	2020 Expenditures	Total Expenditures reported for 2020	Total Spent as of December 31st 2020
	7R161010,7R161020,7R161030, 7R161031,7R161040-7R161042, 7R161050,7R161060,7R161070, 7R161080,7R161090,7R161100, 7R161110,7R161120-7R161123,						
1Q17	7R161130,8R160740	SMC Modernization and Growth	100,903,647.18		12,297,513.16	12,297,513.16	113,201,160.34
5/8/2019	7R160701	Sports Medicine Relocation to DAHLC 4	1,051,703.07		297.12	297.12	1,052,000.19
2/1/2019	7R170210	Mail Order Pharmacy Relocation	7,283,739.44		261,941.55	261,941.55	7,545,680.99
	CPC2034616, CPC2049576, CPC2049796, CPC2049797 /						
4Q2019	7R170210	Pharmacy Automation - Innovation (Asset 195397)	2,722,535.76			-	2,722,535.76
2/14/2019	7R170400	Archives Warehouse Tissue Registry Expansion	1,404,733.04		4,013,150.55	4,013,150.55	5,417,883.59
1/16/2019	7R170540	Redesign of Jacobson Locker Room	185,157.86		1,112.90	1,112.90	186,270.76
10/24/2018	7R170820	Remodel of GIH Research Space GU 17, Phase 1	550,605.19		524,732.28	524,732.28	1,075,337.47
5/30/2019	7R180100	SMH River Room	44,745.68		236,024.37	236,024.37	280,770.05
10/2/2018	7R180120	RST E18-3008 MR-MCR-GO3-I-3T MR Scanner	324,382.25		527,090.62	527,090.62	851,472.87
3/2/2018	R2036200 / 7R180140	Discovery MI 25CM (Asset 189900)	2,697,744.00			-	2,697,744.00
9/19/2018	7R180160	Radiology Office Space and 3D Lab on Joseph 6	411,676.06		2,504,849.59	2,504,849.59	2,916,525.65
7/27/2018	7R180200	SMC Decontamination Remodel Equipment and Replacement	905,949.87		359,417.67	359,417.67	1,265,367.54
6/28/2019	7R180240	RST Impact Lab Expansion CAR-T Cell Initiative	909,381.66		3,529,574.19	3,529,574.19	4,438,955.85
11/13/2019	7R180310	0068-18 E18-3021-RAD-MCR-MSH-MMB-R-RAD DR Conversion	38,849.28		373,269.84	373,269.84	412,119.12
8/15/2018	7R180360	Eisenberg Dumbwaiter Replaceme	165,045.28		1,064,267.83	1,064,267.83	1,229,313.11
9/30/2019	7R180450	Administrative Drop In Center	235,112.64		555,446.05	555,446.05	790,558.69
10/9/2019	7R180480	Dr. Pipe Lab-DiscSq1	43,824.59		799,355.83	799,355.83	843,180.42
10/18/2018	7R180610	Mayo Clinic Food Service, RMC	133,400.18		367,859.06	367,859.06	501,259.24
12/10/2018	7R180690	3D Metal Printer for Div of Engineering	581,851.43		142,797.30	142,797.30	724,648.73
2/14/2019	7R180750	41st Street Complex Employee Cafeteria	1,236,030.91		4,231,973.86	4,231,973.86	5,468,004.77
3/13/2019	7R180860	RST SMC/RMC Visitor Cafeteria	253,248.34		(232,461.38)	(232,461.38)	20,786.96
3Q2019	7R180900	RMC Eisenberg AHU-S62 Replacement	7,367.21		1,001,302.79	1,001,302.79	1,008,670.00
4/11/2019	7R181000	REO Makeup and Export Water Tank	706,686.51		125,081.43	125,081.43	831,767.94
4/11/2019	ROBB18C0010	Global Business Solutions Consolidation	90,679.48		262,889.87	262,889.87	353,569.35
2Q2019	ROFF19C0010	41st St Complex Infrastructure Upgrades- Phase 3	38,101.42		1,284,521.09	1,284,521.09	1,322,622.51
3Q2019	ROJO18C0020	Joseph 1 Northwest Local Infrastructure-SMC River Room Expansion	1,300.03		84,396.01	84,396.01	85,696.04
8/28/2019	ROJO19C0010	0050-19 RST Creation of New MED 13 Hospital Service	168,688.29		4,560,772.23	4,560,772.23	4,729,460.52
2/14/2019	ROMA18C0020	Mayo 11 Remodel	5,980,106.47		1,303,247.09	1,303,247.09	7,283,353.56
6/28/2019	ROMB19C0030	RST SMC Sterile Processing Renovations	22,776.04		662,785.67	662,785.67	685,561.71
6/28/2019	ROOP19C0010	Opus MRI Install	2,217.66		150,005.07	150,005.07	152,222.73
6/13/2019	ROXX18C0020	Healthcare Technology Management Expansion at 1937 Building	27,363.46		233,226.63	233,226.63	260,590.09
10/2/2019	ROXX19E0180	RST Practice Optimization Acceleration	11,983.10		225,690.32	225,690.32	237,673.42
	CPC2033104 / 7R151420	PHILIPS; AZURION 7 M20 (Asset 192750)	1,259,678.14			-	1,259,678.14
9/27/2017	7R160230	Research PET/CT Charlton 6	2,291,425.69		393.60	393.60	2,291,819.29
	R2050020 / 7R160230	Biograph Vision 600 (asset 192309)	2,015,000.00			-	2,015,000.00
6/28/2018	7R170290	Human Cellular Therapy Expansion	229,688.13		1,007,580.34	1,007,580.34	1,237,268.47
12/6/2018	7R180260	Revenue cycle consolidation / relocation	3,941,958.54		35,577.57	35,577.57	3,977,536.11
8/12/2019	ROSI19C0010-ROSI19C0016	Subway Refresh Project	1,069,883.24		15,064,710.99	15,064,710.99	16,134,594.23
			591,142,014.21	-	60,341,258.46	60,341,258.46	651,483,272.67



# **ATTACHMENT 3**

# ATTACHMENT 3

## Certification of Expenditure Destination Medical Center

For Calendar Year 2020

Due to Commissioner of Employment and Economic Development (DEED) by April 1, 2021

The Medical Business Entity and the Destination Medical Center Corporation (DMCC) Board of Directors (assisted by the City of Rochester) hereby submit to the Department of Employment and Economic Development (DEED) the following report for expenditures that relate to the Destination Medical Center (DMC) Development for the calendar year 2020, and the certifications required to support the documentation under the City of Rochester Commissioner of Employment and Economic Development State Infrastructure Aid Agreement.

**Expenditures Reported this Year**

Total Expenditures Reported This Year by Medical Business Entity <sup>1</sup>	\$60,341,258.46 <sup>1</sup>
Total Expenditures Reported This Year for other Private Entities <sup>1,2</sup>	\$83,760,222.85 <sup>2</sup>
<b>TOTAL Expenditures This Year</b>	<b>\$144,101,481.31<sup>3</sup></b>

**All Expenditures claimed since June 30, 2013**


Previous Years Expenditures (cumulative)	\$962,794,654.81 <sup>4</sup>
TOTAL Expenditures This Year <sup>3</sup> (from Box 3)	\$144,101,481.31 <sup>5</sup>
All Claimed Expenditures as of 12/31/20 (Box 4 plus Box 5)	\$1,106,896,136.12 <sup>6</sup>
Qualified Expenditures claimed in 2020 (Box 6 minus \$200,000,000)	<b>\$906,896,136.12<sup>7</sup></b>

**State Aid Qualified for This Year** (local government match also required)

General State Infrastructure Aid Qualified for (Box 7 multiplied by .0275)	\$24,939,643.74 <sup>8</sup>
State Transit Aid Qualified for (Box 7 multiplied by .0075 and then multiplied by .6)	\$4,081,032.61 <sup>9</sup>


By providing my signature below, I am hereby certifying that, to the best of my knowledge, the information stated herein is accurate, true, and complies with the provisions of Minnesota Statutes Section 467.47 and the approved methodology as outlined in the City of Rochester Commissioner of Employment and Economic Development State Infrastructure Aid Agreement.

**For Expenditures By the Medical Business Entity:**

  
 \_\_\_\_\_  
 Mayo Clinic Chief Financial Officer

3-23-21  
 \_\_\_\_\_  
 Date

**For all other Expenditures:**

  
 \_\_\_\_\_  
 Destination Medical Center Corporation

3/25/21  
 \_\_\_\_\_  
 Date

<sup>1</sup>Expenditures need to be after June 30, 2013

<sup>2</sup>Other Private Entities' certification of expenses may be certified retroactively in 2014 after the Destination Medical Center District and Development Plan are adopted.

<sup>3</sup>This figure is based solely upon project building permit costs. Minn. Stat. § 469.47, subd 1(d) permits additional expenditures, and discussion is underway as to how to document such additional expenditures, which may result in adjustments.

# **ATTACHMENT 4**

## ATTACHMENT 4



City of Rochester  
201 4th Street SE  
Rochester, MN 55904

Phone: 507-328-2900  
Fax: 507-328-2901

May 5, 2021

Steve Grove  
Commissioner  
Minnesota Department of Employment and Economic Development  
Economic Development Division  
1<sup>st</sup> National Bank Building  
332 Minnesota Street Suite E200  
St Paul, MN 55101-1351

RE: City of Rochester Revised DMC Certificate of Contributions for January 1, 2020 through December 31, 2020

Dear Commissioner Grove:

The City of Rochester is hereby revising our certification of our local contributions for calendar year 2020 towards the local matching contributions for the Destination Medical Center development. The original certification of 2020 expenses, dated March 23, 2021, was for the amount of \$3,275,144.17. The cumulative previous contributions total \$50,546,188.19, for a combined total of \$53,821,332.36. Since that time, after review with internal and DEED staff, changes were made to the certified total.

For 2020, upon review with the DEED auditors an error was found that adjusts the adjustment in the total expense claimed for costs. The cumulative effect of this change is an increase to our certification for 2020. Our new certified 2020 amount is \$3,585,897.68 for a cumulative total of contributions as of 12/31/2020 of \$54,132,085.87.

This revised certification is pursuant to the executed agreement between DEED and the City of Rochester. The certification is made based on unaudited numbers. Pursuant to that agreement, the City may revise this certification based on adjustments made prior to June 1 of this year.

The City sincerely appreciates the assistance that has been and continues to be provided to us from you and your staff as we undertake this important DMC Development for Minnesota.

Sincerely,

A handwritten signature in black ink, appearing to read 'Kim Norton', is written over a light blue horizontal line.

Kim Norton, Mayor  
City of Rochester



Steve Grove, Commissioner  
DEED  
Page 2  
May 5, 2021

cc: Kevin McKinnon  
Jeremy Lacroix  
R.T. Rybak, Chair DMC Corporation  
Alison Zelms  
Patrick Seeb

Aaron Parrish  
Brent Svenby  
Kathleen Lamb  
Dale Martinson  
Amanda Jacob



## Certification of Contributions

### City of Rochester

For Calendar Year 2020

Due to Commissioner of Employment and Economic Development (DEED) by April 1

**REVISED AS OF MAY 5, 2021**

The City of Rochester hereby submits to the Department of Employment and Economic Development (DEED) the following report for Contributions that relate to the Destination Medical Center (DMC) Development for the calendar year 2020, as required by the City of Rochester Commissioner of Employment and Economic Development State Infrastructure Aid Agreement. The city may revise this certification based on audit adjustments prior to June 1.

#### GENERAL STATE AID

##### General Aid Contributions Reported this Year

TOTAL Contributions Reported This Year by the City of Rochester<sup>1</sup> \$ 3,585,897.68 1

##### General State Aid Qualified for this Year (Medical Entity/DMCC match also required)

General State Infrastructure Aid Qualified for (Annual Exp. multiplied by \$2.55) \$ 9,144,039.08 2

##### Cumulative City General Aid Contributions

Cumulative Previous Contributions \$ 50,546,188.19 3

Contributions This Year \$ 3,585,897.68 4

Cumulative Contributions as of 12/31/2020 \$ 54,132,085.87 5

Cumulative State Aid Qualified for as of 12/31/2020 \$ 138,036,818.97 6

State GSIA expended this year \$ 13,675,598.76 7

#### TRANSIT AID

##### Transit Aid Contributions Reported this Year

Transit Aid Contributions Reported This Year by the City of Rochester<sup>1,2</sup> 0 8

##### Transit State Aid Qualified for this Year (Medical Entity/DMCC match also required)

State Transit Aid Aid Qualified for 0 9

##### Cumulative City Transit Aid Contributions

Cumulative Previous Contributions 0 10


Contributions This Year (from Box 8) 0 11

Cumulative Contributions as of 12/31/2020 0 12


Cumulative State Aid Qualified for as of 12/31/2020 0 13

State Transit Aid expended this year 0 14

By providing my signature below, I am hereby certifying the information stated herein is accurate, true and complies with the provisions of Statute 469.47 of the State of Minnesota and the approved methodology as outlined in the City of Rochester Commissioner of Employment and Economic Development State Infrastructure Aid Agreement.

  
 \_\_\_\_\_  
 Mayor, City of Rochester

5/4/2021  
 \_\_\_\_\_  
 Date

  
 \_\_\_\_\_  
 City Administrator, City of Rochester

5/5/2021  
 \_\_\_\_\_  
 Date

<sup>1</sup> Funds expended need to be after June 30, 2013

<sup>2</sup> Transit Aid match may come from the City or Olmsted County

**EXHIBIT C**  
**to February 15, 2022 Report**

## EXHIBIT C



June 11, 2021

R.T. Rybak, Chair  
Destination Medical Center Corporation  
The Minneapolis Foundation  
800 IDS Center  
80 S 8th Street  
Minneapolis, MN 55402

Jeff Bolton, Chief Administrative Officer  
Mayo Clinic  
200 First Street SW  
Rochester, MN 55905

Dear Mr. Rybak and Mr. Bolton:

Thank you for submitting the 2020 Certification of Expenditures for Destination Medical Center (DMC). We are excited to assist with this initiative to make the Mayo Clinic, Rochester, and Minnesota a premier medical destination.

Your certification listed \$60,341,258.46 in Mayo Clinic expenditures and \$83,760,222.85 in other expenditures. The Mayo Clinic provided DEED with information on all invoices and payments (more than 9,500 entries) to account for their certification amount. You also provided an independent third party report from Ernst & Young LLP stating the law and procedures for certifying expenditures are being followed properly. Additionally, DEED staff reviewed invoices and payments in your certification. We selected 61 expenditures totaling \$3,946,254. We selected one expenditure from each of the 61 new projects listed. No previous years' expenses were claimed or reviewed. All invoices for the selected expenditures were on file and payments were made in a timely fashion. DEED staff also confirmed that projects had building permits after June 30, 2013. DEED acknowledges the expenses and payments met guidelines and the internal accounting and auditing system the Mayo Clinic has in place is sufficient.

Additionally, the DMCC and the City of Rochester provided DEED with a list of 36 completed projects for \$21,062,703 in expenditures. DEED randomly selected 10 permits and was provided the permit application, permit, project closeout, and map of projects. From this information, DEED confirmed the projects' values, dates, eligibility, and completion. The city also approved \$62,397,519.85 in expenditures on eight projects that are completed over multiple years. The total 2020 Certification of other private Expenditures was \$83,760,222.85. DMCC contracted with Clifton Larson Allen (CLA) to complete a review on its Certification to insure it is correct. CLA issued an opinion that the DMCC certification process was correct.

As required by law, I have determined that the amount of 2020 Destination Medical Center Expenditures are the \$144,101,481.31 as you certified. DMC cumulative Expenditures are now \$1,106,896,136.12. As directed by statute, \$200 million is subtracted from this amount to provide



Qualified Expenditures of \$906,896,136.12. Based on this figure and adequate general aid contributions from the city, I have determined the City of Rochester has qualified for \$24,939,644 of General State Infrastructure Aid in 2021. As per state statute, this payment will be made prior to September 1.

Thank you again for your efforts on this groundbreaking economic development effort.

Regards,

A handwritten signature in black ink, appearing to read "Steve Grove".

Steve Grove  
Commissioner

C: Patrick Seeb, Economic Development Agency Executive Director  
Brent Svenby, City of Rochester

**m** EMPLOYMENT AND  
ECONOMIC DEVELOPMENT

June 11, 2021

The Honorable Kim Norton  
Mayor, City of Rochester  
201 4<sup>th</sup> Street SE – Room 281  
Rochester, MN 55904-3708

Dear Mayor Norton:

Thank you for submitting the 2020 Certification of Contributions for Destination Medical Center (DMC). We are excited to assist with this initiative to make the Mayo Clinic, Rochester, and Minnesota a premier medical destination.

Your revised 2020 Certification listed \$3,585,897.68 in city contributions between July 1, 2013 and December 31, 2020. You provided a detailed listing of more than 2,000 expenditures. These expenditures consisted of direct DMC expenses paid by the city as well as DMC Corporation and DMC Economic Development Authority expenses paid for by the city. From that list, DEED randomly selected 53 expenses for review. We reviewed invoices, payments and city payroll files for accuracy and eligibility.

Additionally, the city provided DEED with an independent third party report from Clifton Larson Allen stating the law and procedures for certifying contributions are being followed properly.

The amount of your contributions qualifies you for the annual maximum of \$30 million of general aid, however Qualified Expenditures from Mayo Clinic and others were \$906,896,136.12. This amount of Expenditures reduces the amount of general aid to the city to \$24,939,644. Your excess Contributions will be credited towards future years. We will be providing payment prior to September 1 as mandated by statute.

Thank you again for your efforts on this groundbreaking economic development effort.

Regards,



Steve Grove  
Commissioner

C: R.T. Rybak, Chair of Destination Medical Center Corporation  
Jeff Bolton, Chief Administrative Officer Mayo Clinic  
Jerry Bell, Chair of Economic Development Agency Board of Directors  
Patrick Seeb, Economic Development Agency Executive Director

**EXHIBIT D**  
**to February 15, 2022 Report**

# EXHIBIT D

Post-Sale

**\$21,265,000**

**Rochester, Minnesota**  
 General Obligation Tax Increment Revenue Bonds, Series 2017B  
 (Parking Ramp Project)

## DEBT SERVICE SCHEDULE

Date	Principal	Coupon	Interest	Total P+I
02/01/2018	-	-	-	-
08/01/2018	-	-	540,639.84	540,639.84
02/01/2019	550,000.00	5.000%	381,628.13	931,628.13
08/01/2019	-	-	367,878.13	367,878.13
02/01/2020	735,000.00	5.000%	367,878.13	1,102,878.13
08/01/2020	-	-	349,503.13	349,503.13
02/01/2021	775,000.00	5.000%	349,503.13	1,124,503.13
08/01/2021	-	-	330,128.13	330,128.13
02/01/2022	815,000.00	5.000%	330,128.13	1,145,128.13
08/01/2022	-	-	309,753.13	309,753.13
02/01/2023	855,000.00	5.000%	309,753.13	1,164,753.13
08/01/2023	-	-	288,378.13	288,378.13
02/01/2024	895,000.00	5.000%	288,378.13	1,183,378.13
08/01/2024	-	-	266,003.13	266,003.13
02/01/2025	940,000.00	5.000%	266,003.13	1,206,003.13
08/01/2025	-	-	242,503.13	242,503.13
02/01/2026	990,000.00	5.000%	242,503.13	1,232,503.13
08/01/2026	-	-	217,753.13	217,753.13
02/01/2027	1,035,000.00	5.000%	217,753.13	1,252,753.13
08/01/2027	-	-	191,878.13	191,878.13
02/01/2028	1,090,000.00	2.000%	191,878.13	1,281,878.13
08/01/2028	-	-	180,978.13	180,978.13
02/01/2029	1,110,000.00	2.250%	180,978.13	1,290,978.13
08/01/2029	-	-	168,490.63	168,490.63
02/01/2030	1,135,000.00	3.000%	168,490.63	1,303,490.63
08/01/2030	-	-	151,465.63	151,465.63
02/01/2031	1,170,000.00	2.750%	151,465.63	1,321,465.63
08/01/2031	-	-	135,378.13	135,378.13
02/01/2032	1,200,000.00	2.750%	135,378.13	1,335,378.13
08/01/2032	-	-	118,878.13	118,878.13
02/01/2033	1,235,000.00	2.875%	118,878.13	1,353,878.13
08/01/2033	-	-	101,125.00	101,125.00
02/01/2034	1,270,000.00	2.875%	101,125.00	1,371,125.00
08/01/2034	-	-	82,868.75	82,868.75
02/01/2035	1,305,000.00	3.000%	82,868.75	1,387,868.75
08/01/2035	-	-	63,293.75	63,293.75
02/01/2036	1,345,000.00	3.000%	63,293.75	1,408,293.75
08/01/2036	-	-	43,118.75	43,118.75
02/01/2037	1,385,000.00	3.000%	43,118.75	1,428,118.75
08/01/2037	-	-	22,343.75	22,343.75
02/01/2038	1,430,000.00	3.125%	22,343.75	1,452,343.75
<b>Total</b>	<b>\$21,265,000.00</b>	<b>-</b>	<b>\$8,185,705.47</b>	<b>\$29,450,705.47</b>

1), 2) below

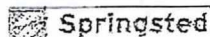
**SIGNIFICANT DATES**

Dated Date.....	11/16/2017
Delivery Date.....	11/16/2017
First Coupon Date.....	8/01/2018

**Yield Statistics**

Bond Year Dollars.....	\$254,390.21
Average Life.....	11.963 Years
Average Coupon.....	3.2177754%
Net Interest Cost (NIC).....	2.7176241%
True Interest Cost (TIC).....	2.6417803%
Bond Yield for Arbitrage Purposes.....	2.6130470%
All Inclusive Cost (AIC).....	2.6889724%
IRS Form 8038	
Net Interest Cost.....	2.6154298%
Weighted Average Maturity.....	11.612 Years

Series 2017B GO TIF (a)(2) | SINGLE PURPOSE | 10/16/2017 | 12x12 PM



**Footnotes:**

- 1) Scheduled payments through 2019 have been completed.
- 2) Of the \$21,265,000 issued for the parking ramp construction through this Series 2017B, \$10 million has been approved by the DMCC board as "local match" dollars.